

Contra Costa County Office of the Sheriff



Quarterly Sheriff's Oversight Report

Oct – Dec 2025 & 2025 Recap

Custody Services Bureau

Total Number of MDF Bookings

	2024	2025
January to March	3,506	3,920
April to June	3,607	4,011
July to September	3,876	4,152
October to December	3,711	3,820
Total	14,700	15,903

Total Number of Custody Alternative Bookings

	2024	2025
January to March	402	517
April to June	489	565
July to September	462	510
October to December	441	484
Total	1,794	2,076

Detailed booking data is included as appendices to this report:

- **Total number of bookings by each agency**
- **Demographic data for each city**
- **Arrest data by city of residence for the 10 largest jurisdictions in the County**

Custody Services Bureau

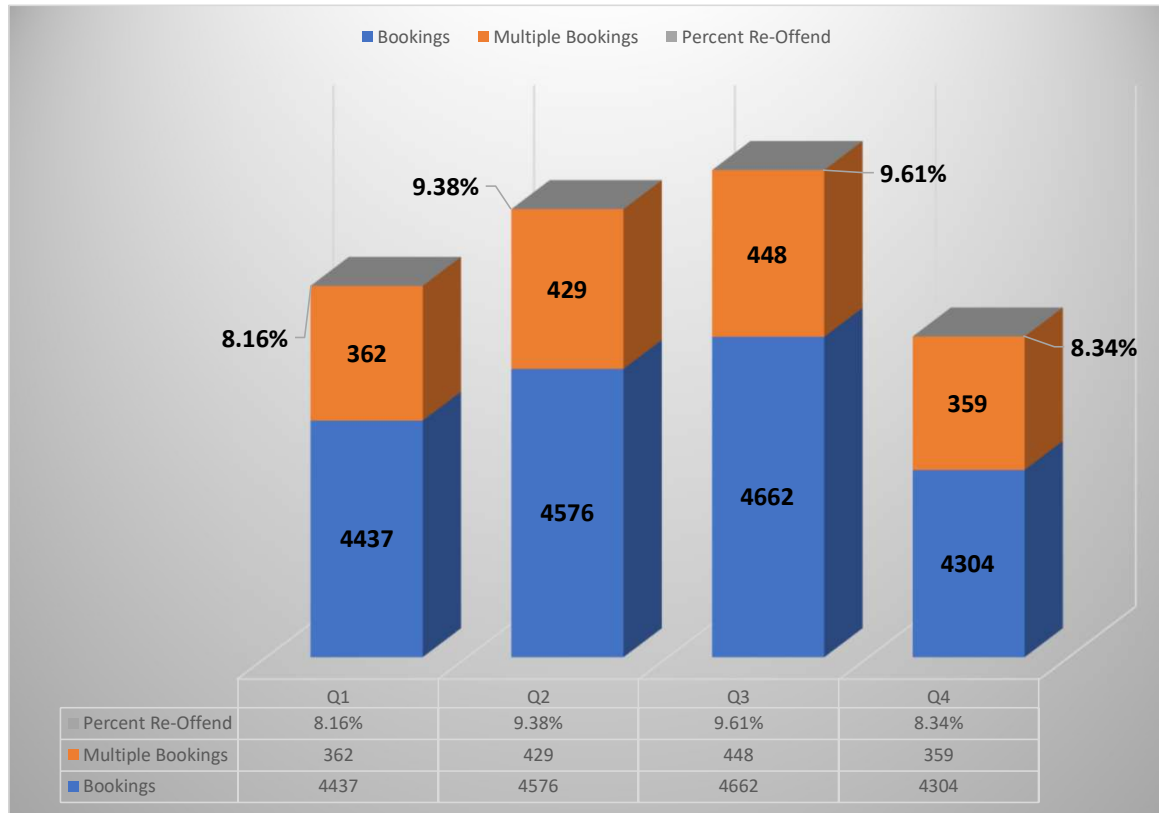
Recidivism Data

	Total Bookings	Multiple Bookings*	Percent Re-Offend
January to March	4,437	362	8.16%
April to June	4,575	429	9.38%
July to September	4,662	448	9.61%
October to December	4,304	359	8.34%

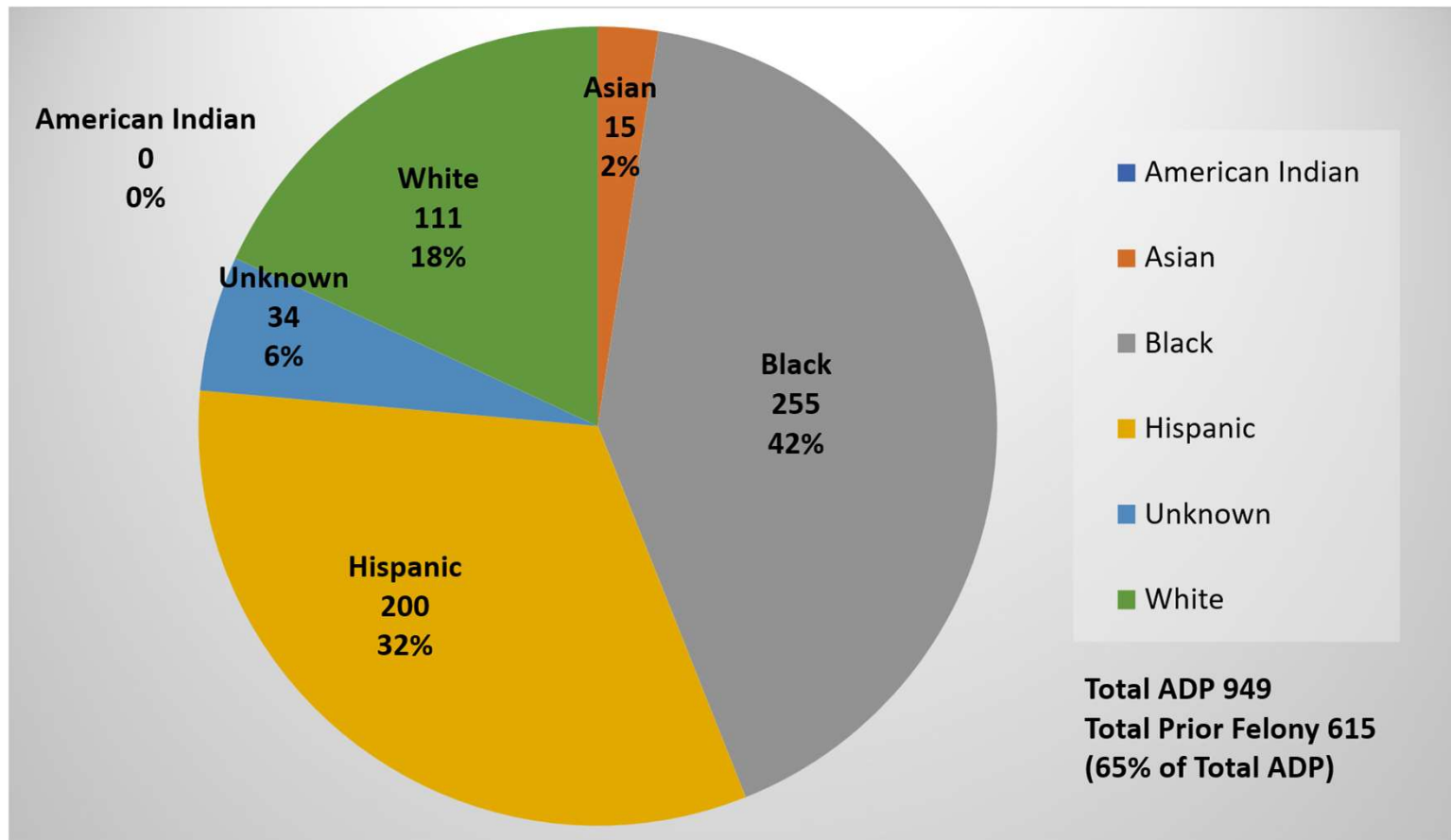
*Multiple bookings indicate the same individual was booked two (2) or more times during the specified time frame

Custody Services Bureau

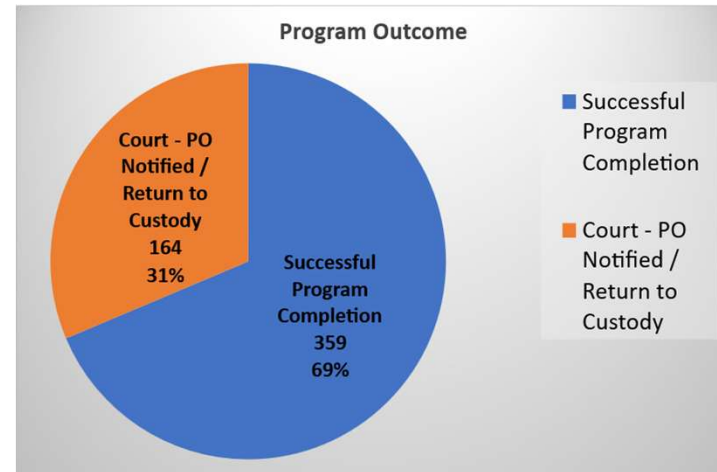
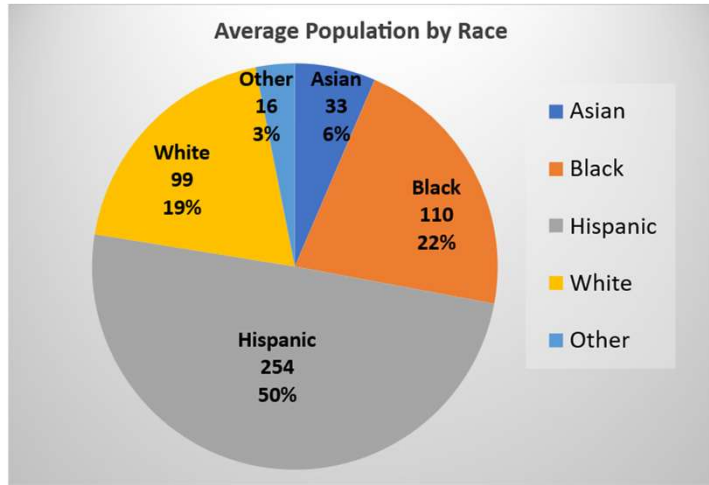
Recidivism Rate – Booked 2 or more times in 2025



Prior Felony by Race & Percentage of Jail Population



Custody Alternative Facility



FY 24/25 Operating Costs CAF vs Detention

FY 24/25	CAF	Detention
Incarcerated Person Average Daily Cost	\$29	\$257

CAF operated with a \$4,754,854 budget for fiscal year 24-25

Custody Services Bureau

Bookings By Gender

	Male	Female	Other
January to March	3,470	966	1
April to June	3,588	987	0
July to Sept	3,640	1,022	0
October to December	3,359	945	0
Total	14,057	3,920	1

Custody Services Bureau

Average Daily Population

	January to March 2025	April to June 2025	July to September 2025	October to December 2025	2025
Custody Alternative Facility	544	643	699	717	651
Marsh Creek Detention Facility	37	34	32	43	37
Martinez Detention Facility	438	422	442	417	430
West County Detention Facility	486	493	490	489	490
*Other	98	100	101	106	101

**The number shown is an average of the daily population added together divided by the days in a month

Custody Services Bureau

Average Pre-Trial and Post-Trial Population

	Pre-Trial Oct to Dec 2025	Post-Trial Oct to Dec 2025
Custody Alternative Facility	131	579
Marsh Creek Detention Facility	19	23
Martinez Detention Facility	380	45
West County Detention Facility	376	117
*Other	95	10

The number shown is an average of the daily population added together divided by the days in a month.

Custody Services Bureau

In-Custody Deaths

0	2024	2025
January to March	0	0
April to June	0	0
July to September	1	0
October to December	0	0
Total	1	0

Narcan Deployments

	2024	2025
January to March	8	12
April to June	14	12
July to September	15	6
October to December	7	9
Total	44	39

Custody Services Bureau

Assaults on Staff

	2024	2025
January to March	15	24
April to June	14	15
July to September	21	13
October to December	13	18
Total	63	70

Custody Services Bureau

ICE I-247A Requests for Notification

Total Requests for Notifications Received

	2024	2025
January to March	127	141
April to June	147	152
July to September	155	240
October to December	148	191
Total	577	724

Total Notifications Made

	2024	2025
January to March	36	27
April to June	34	28
July to September	33	40
October to December	28	23
Total	131	118

Custody Services Bureau

ICE I-247A Requests for Notification

Notifications on the Same Person

	2024	2025
January to March	3	1
April to June	2	3
July to September	1	5
October to December	1	0
Total	7	9

Net Notifications Made

	2024	2025
January to March	33	26
April to June	32	28
July to September	32	40
October to December	27	23
Total	124	117

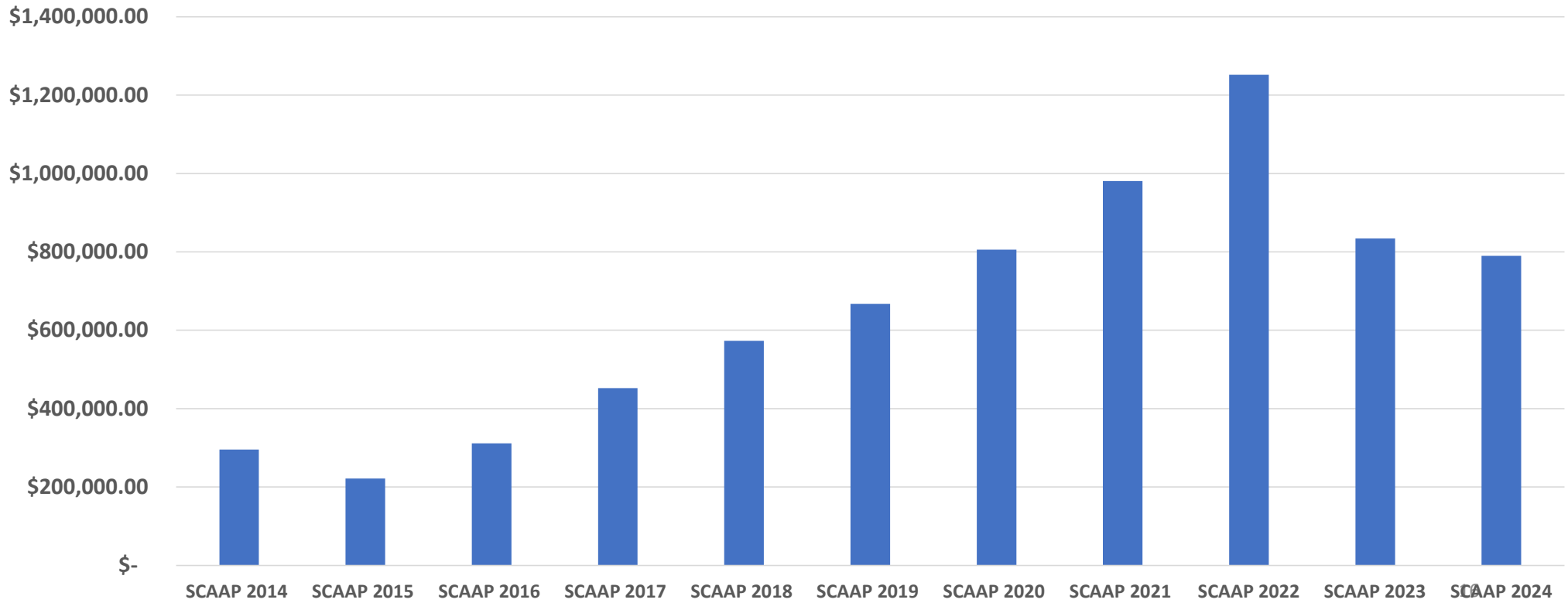
WHAT IS SCAAP?

- SCAAP is the **State Criminal Alien Assistance Program**.
- SCAAP was established in **1996**, it is a Federal program that reimburses states and localities for costs associated with incarcerating undocumented criminal aliens.
- SCAAP is **NOT** connected to ICE Notifications or Requests – handled as an accounting function only
- <https://bja.ojp.gov/program/state-criminal-alien-assistance-program-scaap/overview>


SCAAP REIMBURSEMENTS

TOTAL \$7,184,359.00

SCAAP Reimbursements



F-Module Jump Barrier- MDF



Field Operations Bureau

Total Dispatch Calls for Service

	2024	2025
January to March	65,910	86,723
April to June	71,988	75,416
July to September	76,965	79,430
October to December	68,757	90,879
Total	283,620	332,448

Total Office of the Sheriff's Calls for Service

	2024	2025
January to March	35,281	39,348
April to June	38,088	43,193
July to September	41,570	45,844
October to December	37,102	40,617
Total	152,041	169,002

Field Operations Bureau

Assaults on Staff

	2024	2025
January to March	13	8
April to June	8	9
July to September	10	13
October to December	9	13
Total	40	43

Field Operations Bureau

A3 (Anyone, Anywhere, Anytime) Requests

	2024	2025
January to March	236	329
April to June	259	350
July to September	309	397
October to December	302	442
Total	1,106	1,518

A3 Responses

	2024	2025
January to March	74	184
April to June	111	186
July to September	139	181
October to December	156	211
Total	480	762

Field Operations Bureau

Mental Health Evaluation Team Deployments

87	2024	2025
January to March	97	74
April to June	108	64
July to September	87	61
October to December	111	72
Total	403	271

Total Welfare & Institutions Code 5150 Calls

	2024	2025
January to March	269	261
April to June	256	239
July to September	263	260
October to December	247	242
Total	1,035	1,002

Field Operations Bureau

Non-Violent Welfare & Institutions Code 5150 Calls

	2024	2025
January to March	228	237
April to June	231	210
July to September	234	221
October to December	213	208
Total	906	876

Violent Welfare & Institutions Code 5150 Calls

	2024	2025
January to March	41	24
April to June	25	29
July to September	29	39
October to December	34	34
Total	129	126

Field Operations Bureau

Writ of Possession of Real Property with Tenant Removal

	2024	2025
January to March	88	73
April to June	72	71
July to September	90	79
October to December	58	64
Total	308	287

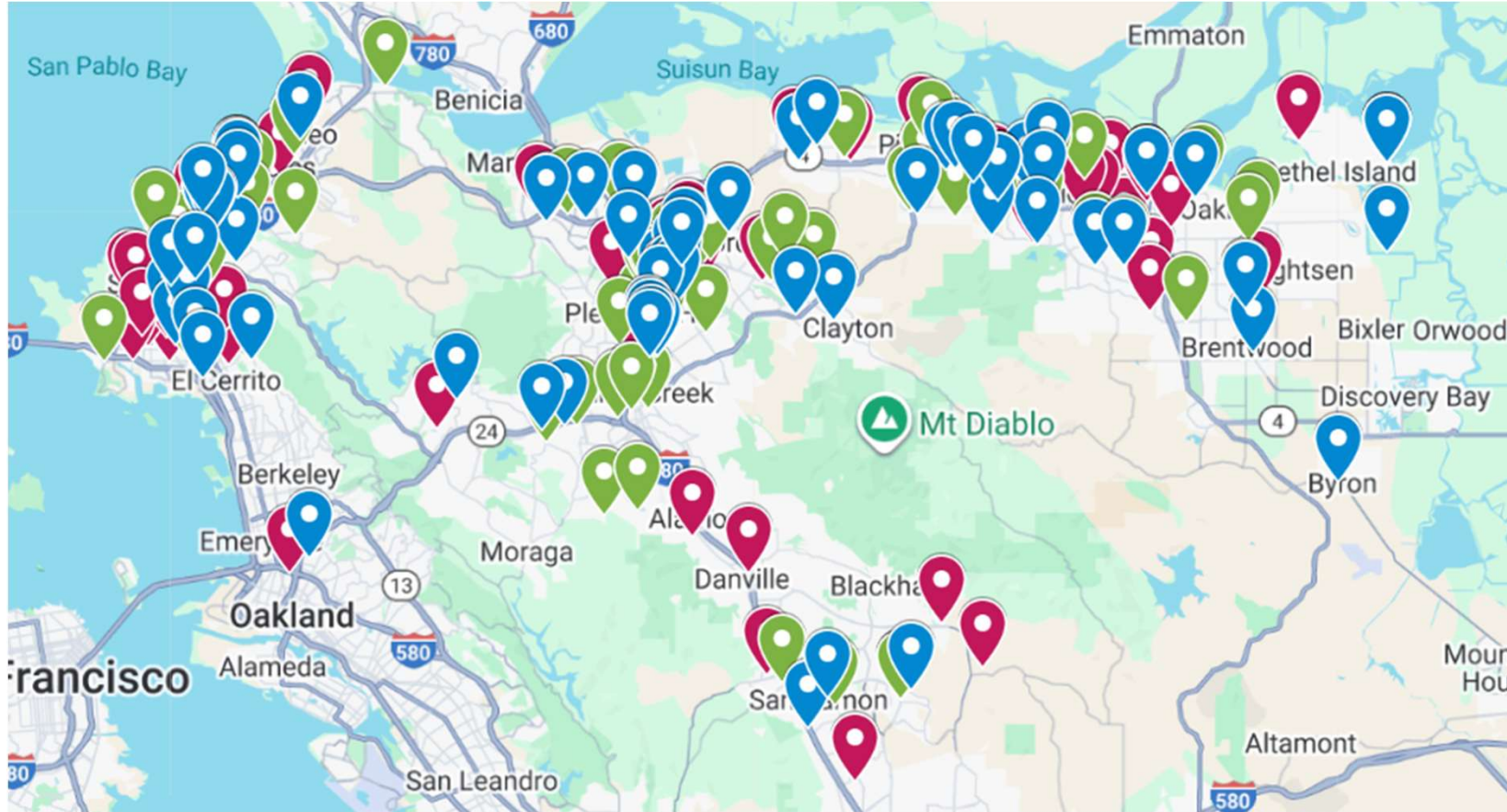
Tenant Removed from Property by Deputy Sheriffs

	2024	2025
January to March	1	0
April to June	2	1
July to September	2	1
October to December	0	0
Total	5	2

Field Operations Bureau

1,124 Total Evictions in Q4

- October Evictions – 88
- November Evictions – 63
- December Evictions – 63



Support Services Bureau

Total Number of Coroner's Cases

	2024	2025
January to March	203	227
April to June	168	215
July to September	212	223
October to December	208	196
Total	791	861

Total Number of Autopsies

	2024	2025
January to March	122	148
April to June	96	126
July to September	114	152
October to December	136	146
Total	468	572

Support Services Bureau

Total Number of Fentanyl Deaths

	2024	2025
January to March	31	11
April to June	22	11
July to September	9	17
October to December	12	4
Total	74	43

Total Number of Fentanyl Related Deaths

	2024	2025
January to March	3	11
April to June	11	7
July to September	7	4
October to December	8	12
Total	29	34

Support Services Bureau

Total Number of Suicide Deaths

	2024	2025
January to March	38	18
April to June	24	25
July to September	25	21
October to December	20	16
Total	107	80

Support Services Bureau

Suicide Deaths – Manner of Death – Oct-Dec 2025

Manner	October	November	December
Firearm	2	3	3
Asphyxiation	2	1	3
Drug Overdose	0	1	0
Carbon Monoxide Poisoning	1	0	0

Support Services Bureau

Community Warning System Registrations

	2025
January to March	2,175
April to June	2,790
July to September	1,502
October to December	1,095
Total	7,562

Administration Services Bureau

Internal Affairs Investigations Initiated

	2024	2025
January to March	6	3
April to June	3	5
July to September	5	6
October to December	2	4
Total	16	18

Use of Force Incidents reported to State DOJ*

	2024	2025
January to March	0	0
April to June	0	0
July to September	0	0
October to December	0	0
Total	0	0

* Government Code 12525.2 requires every law enforcement agency to furnish a monthly report to the Department of Justice, for all instances when a peace officer is involved in any of the following:

- An incident involving the shooting of a civilian by a peace officer
- An incident involving the shooting of a peace officer by a civilian
- An incident in which the use of force by a peace officer against a civilian results in serious bodily injury or death
- An incident in which use of force by a civilian against a peace officer results in serious bodily injury or death

Administration Services Bureau

Number of CCW's Processed

	Approved	Renewed	Denied
January to March	318	173	60
April to June	525	132	93
July to September	204	181	30
October to December	82	78	8
Total	1,129	564	191

Total active CCW's: 2,350

Sheriff's Office Hiring Process

- Application
- Written Test
- Physical Agility Test
- Oral Board Interview
- Pre-Background Screening
- Polygraph
- Background Investigation
- Executive Interview
- Psychological Examination
- Medical Examination
- Final Interview

Deputy Sheriff Recruit applications received:

2022 – 917

2023 – 965

2024 – 1012

2025 – 1207

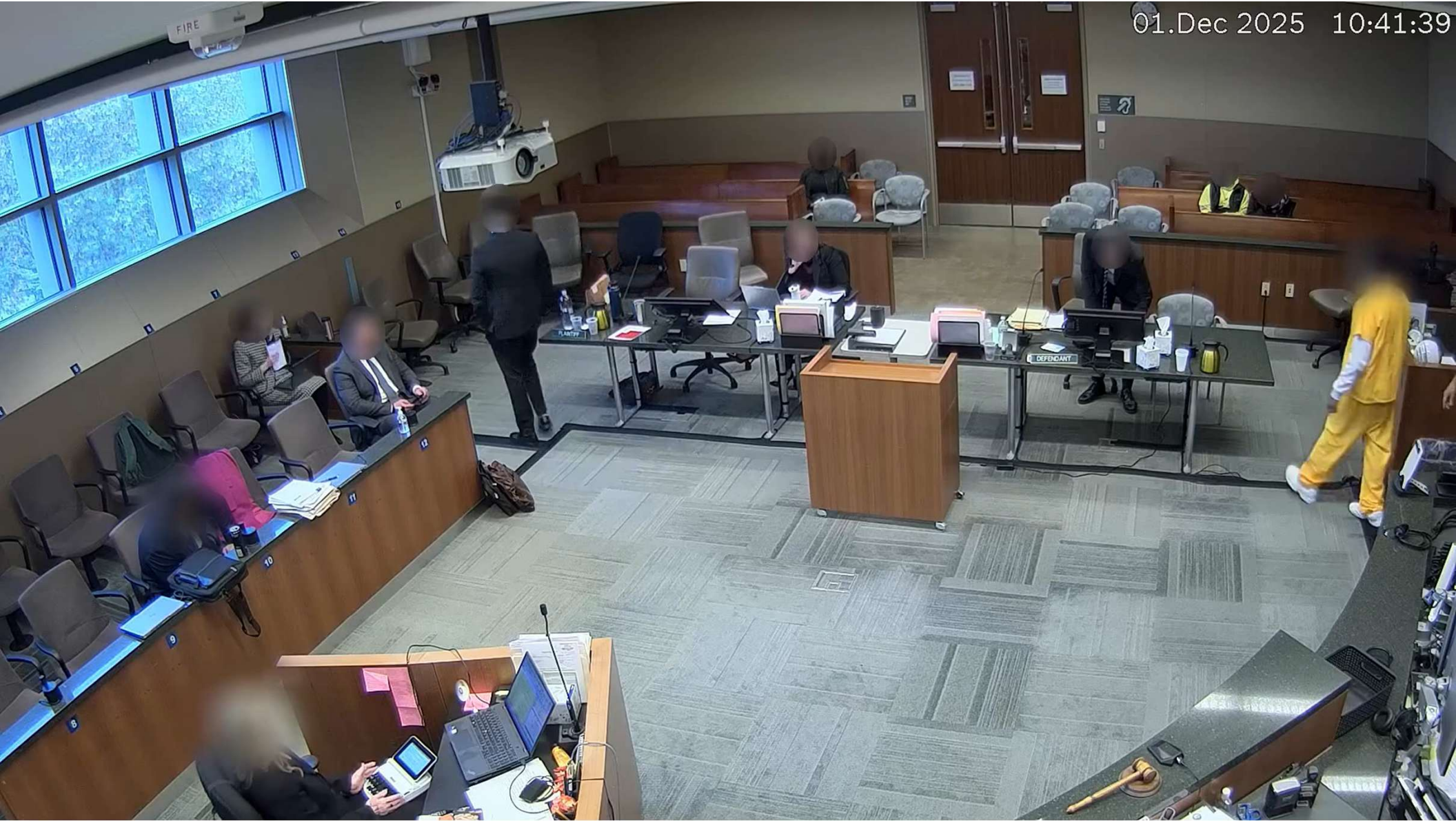
**1,207 Deputy Recruits
applied in 2025, 84 were
selected for hire, a 7%
acceptance rate.**

2025 Shop With A Sheriff

Due to the generous donations from Macy's in Walnut Creek, Rodeo Municipal Advisory Council (MAC), Phillips 66, Deputy Sheriff's Association, Kendra Scott, and Sheriff's Charities, our annual Shop With a Sheriff event was held on December 9th. Gifts were purchased for over 75 children and 40 adults and each family received a \$100 grocery gift card.



01.Dec 2025 10:41:39





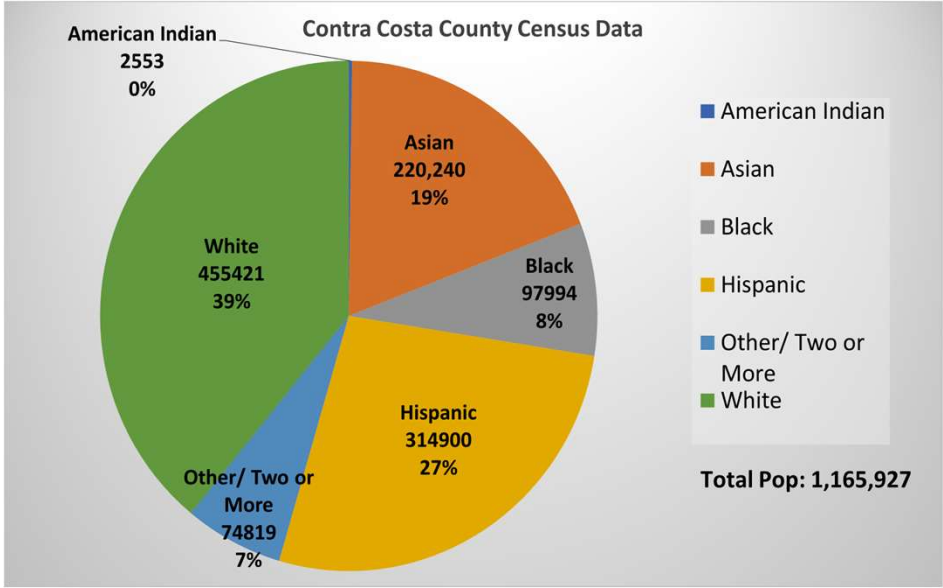
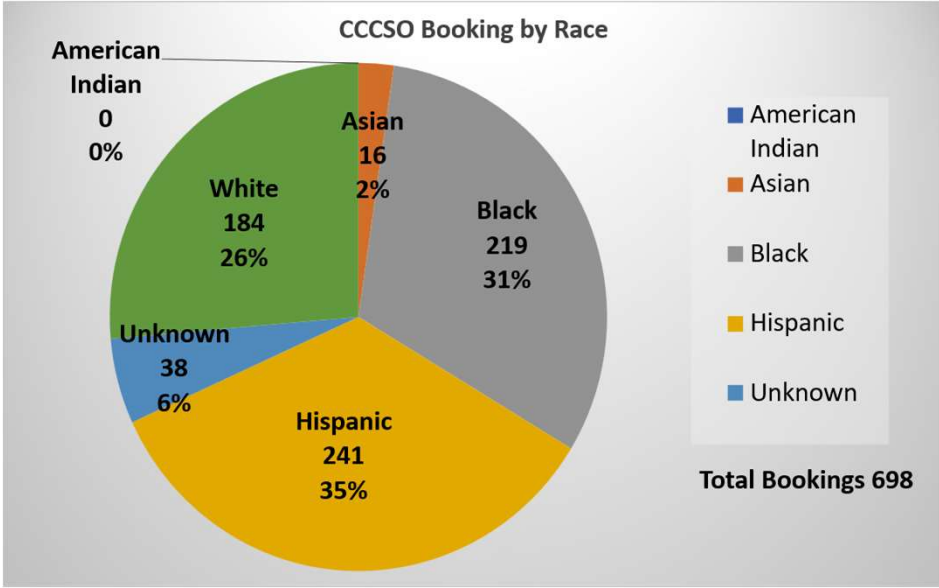
2025-11-06 04:23:44 -0800
AXON BODY 3 X60AA634U



Oversight Report Concluded

****Appendices follow which include
booking data for cities, census data
& arrestee city of residence****

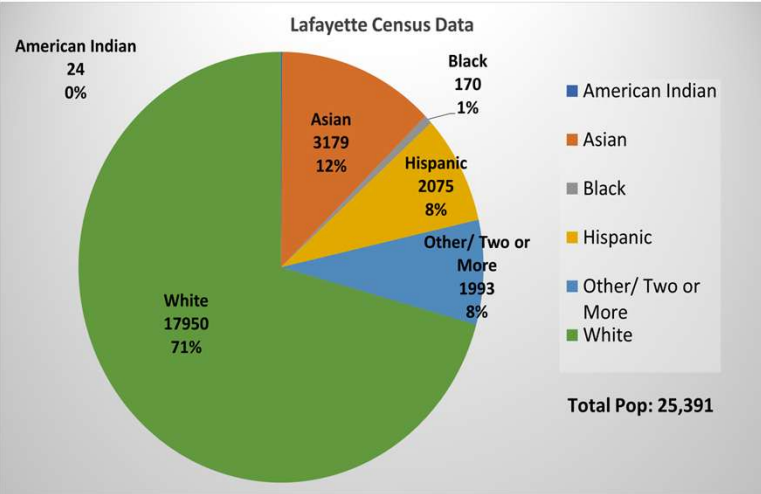
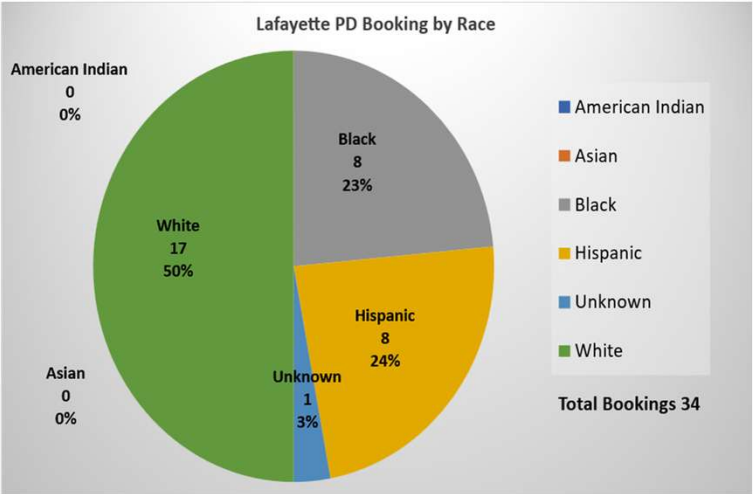
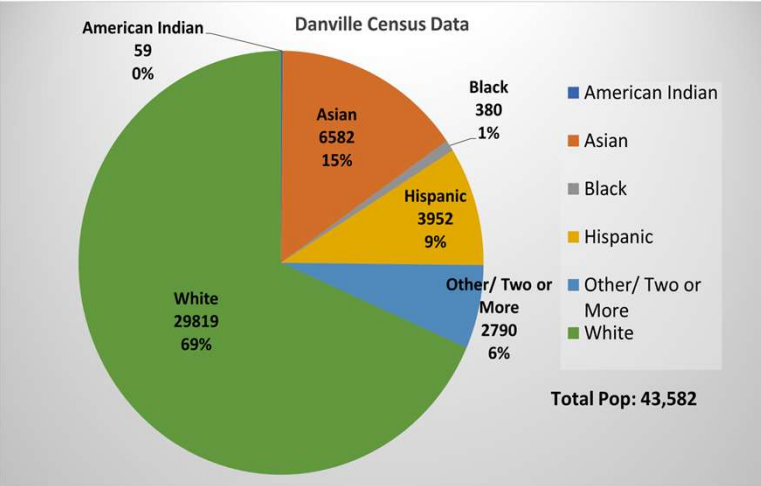
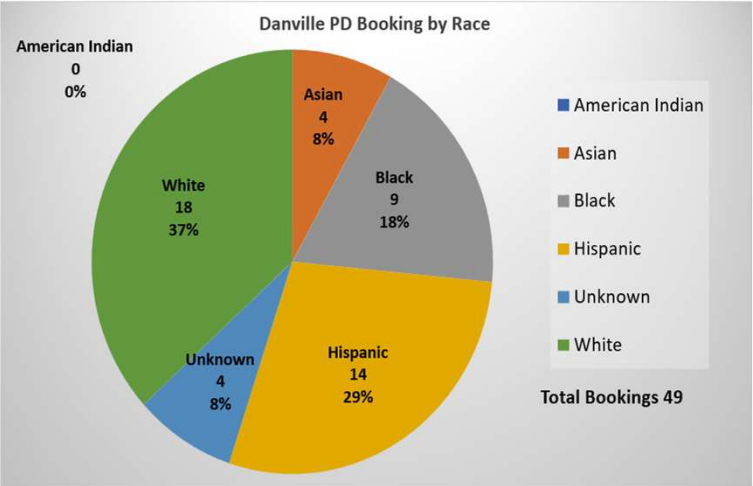
Persons Arrested/Booked & Census Data



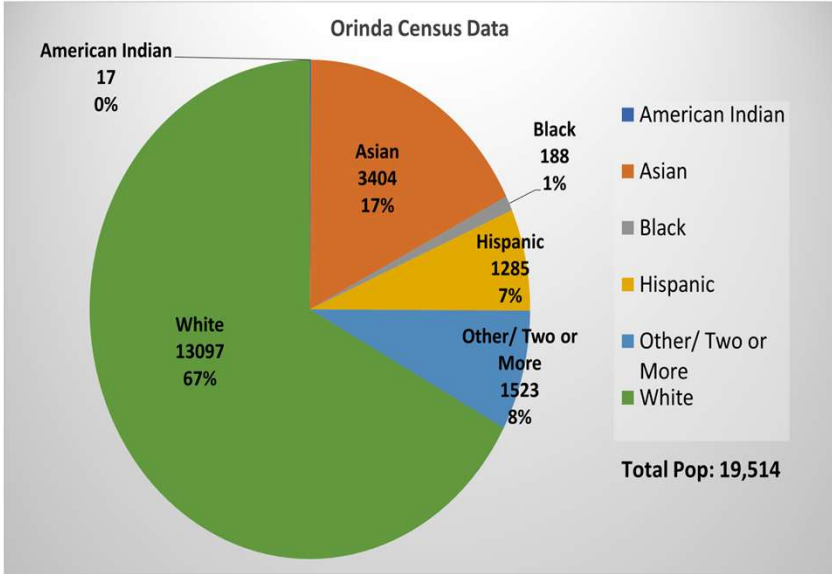
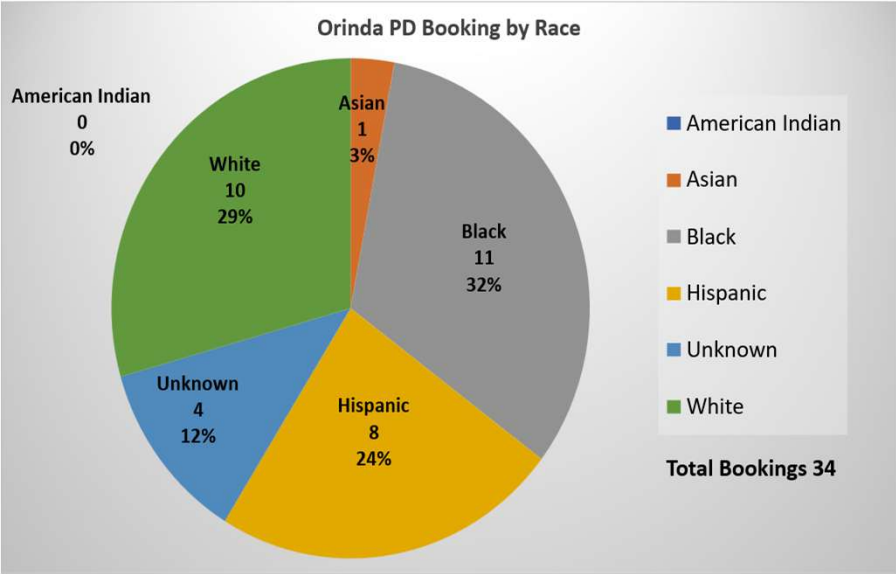
*Sheriff's Office bookings include Court Remands and Removal Orders from State Prison

Census Data:
<https://www.contracosta.ca.gov/DocumentCenter/View/72110/Contra-Costa-County-Places-Data-Profiles---2020-Redistricting-Data-PDF>

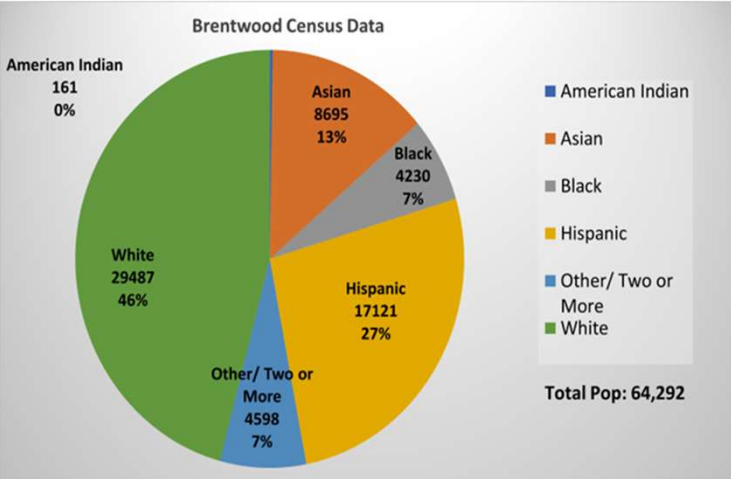
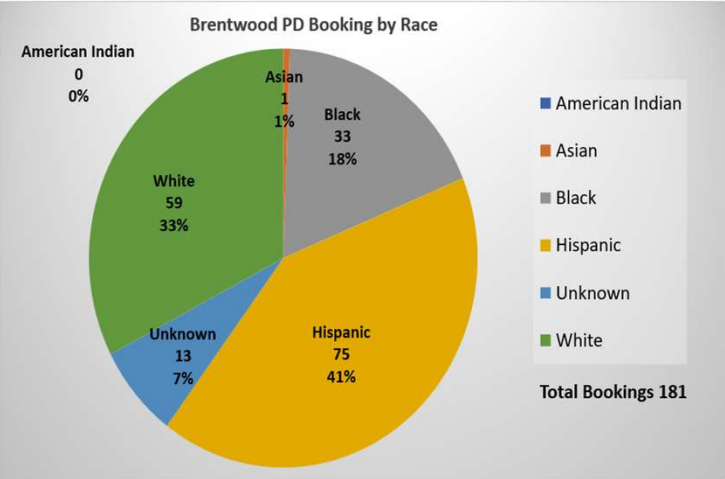
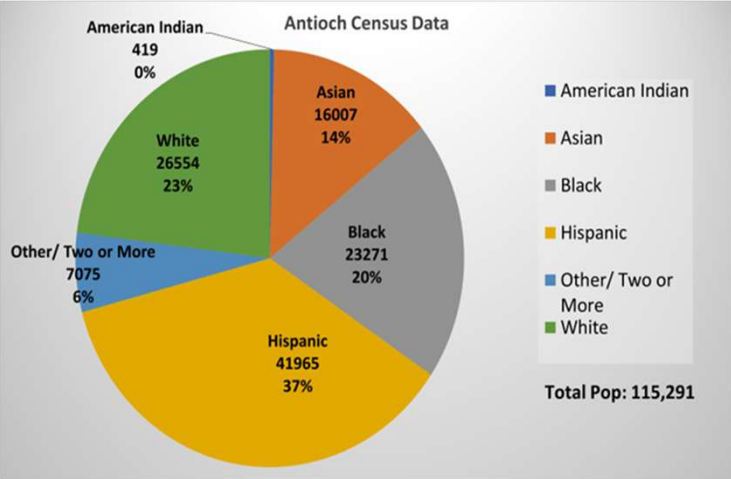
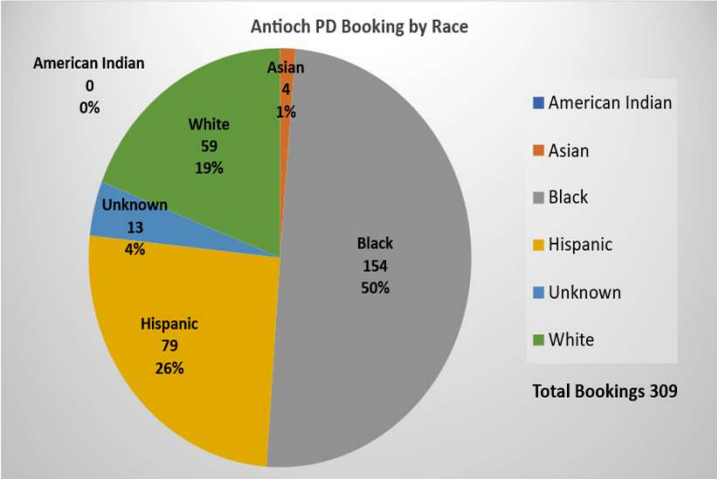
Persons Arrested/Booked & Census Data



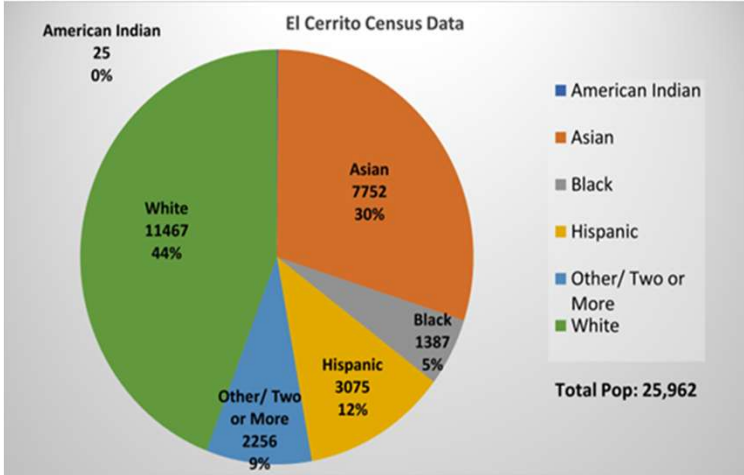
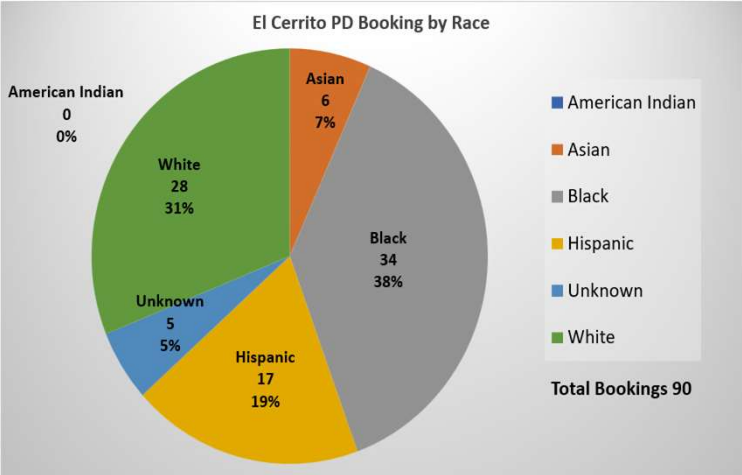
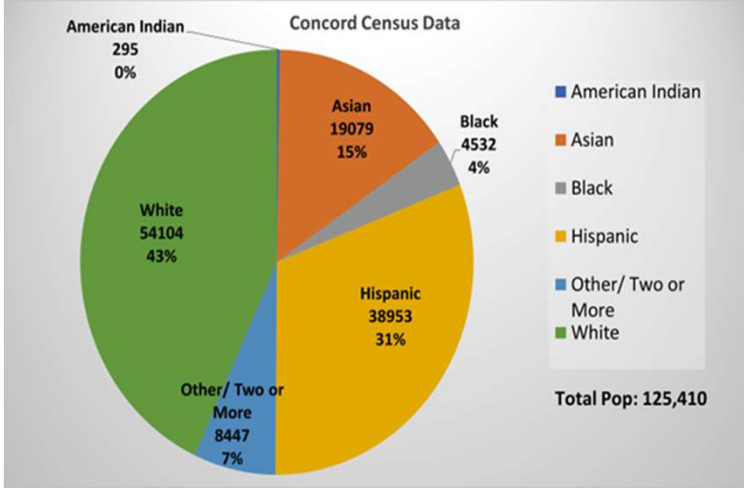
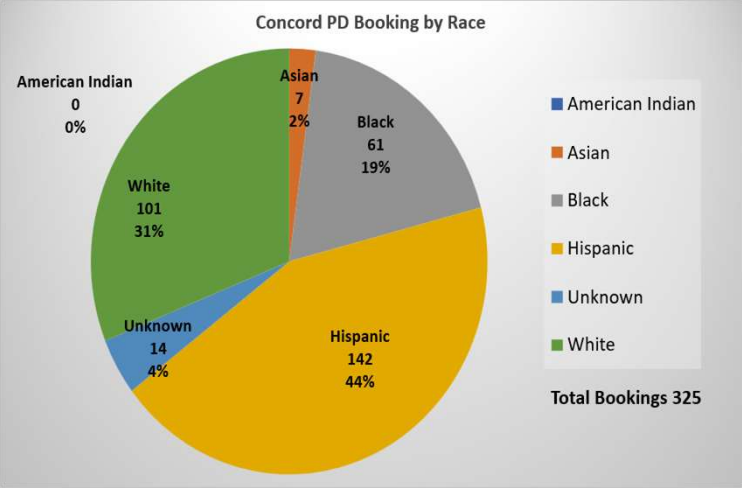
Persons Arrested/Booked & Census Data



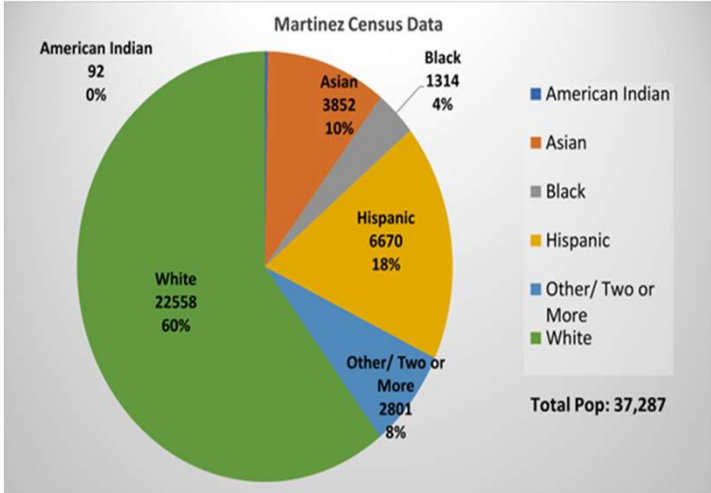
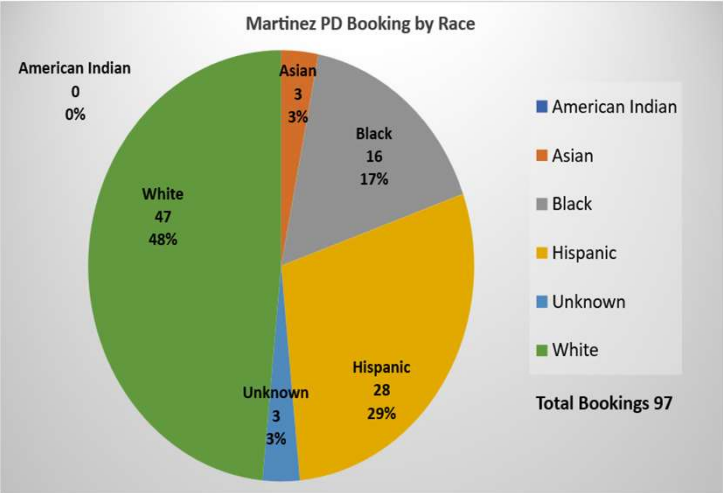
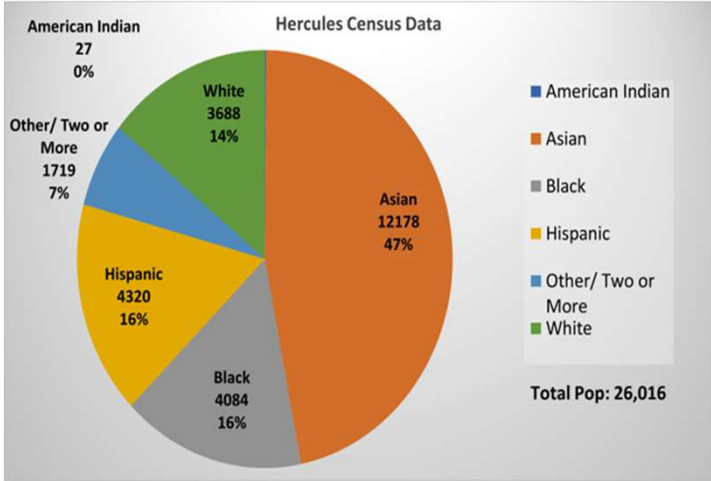
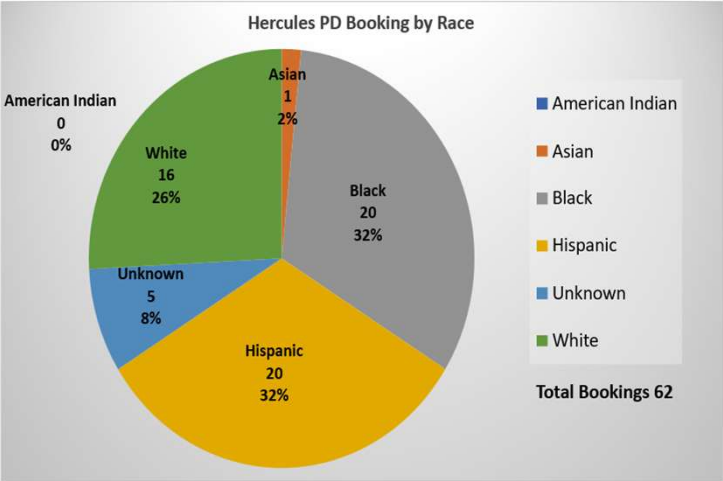
Persons Arrested/Booked & Census Data



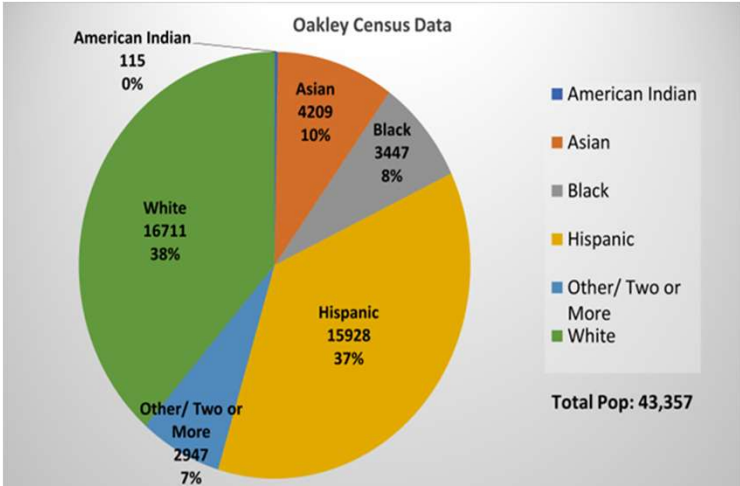
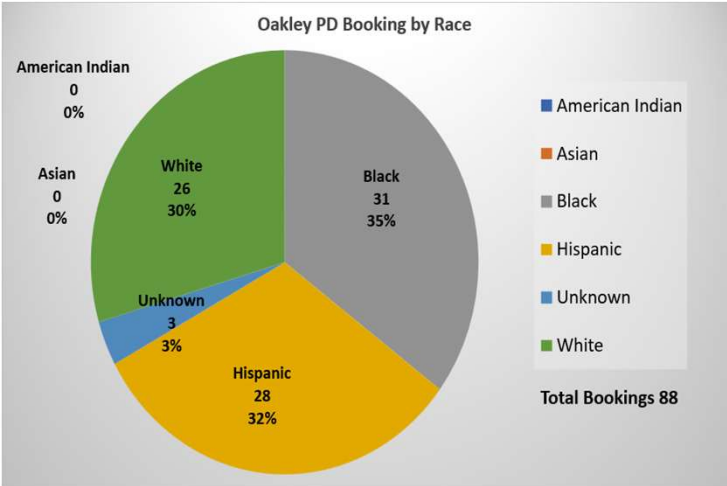
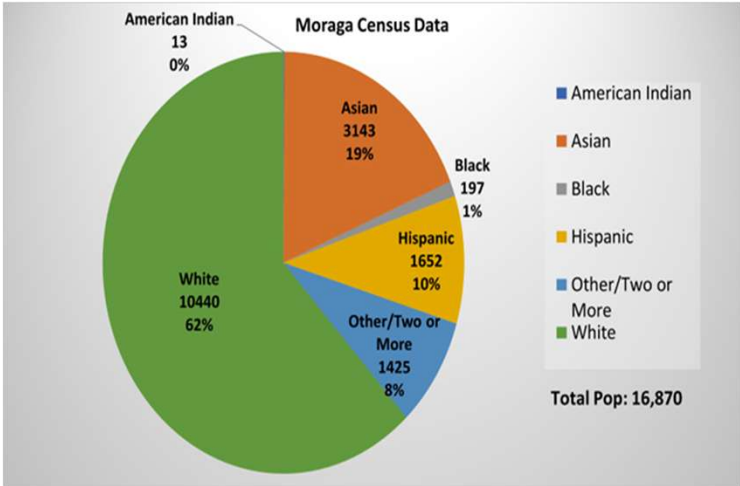
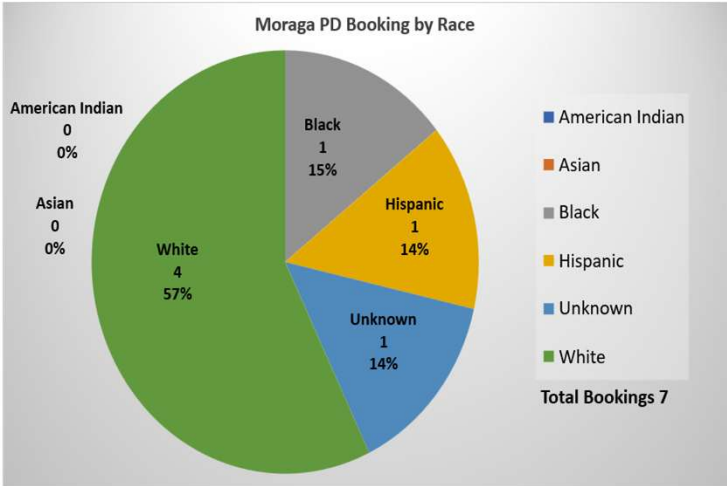
Persons Arrested/Booked & Census Data



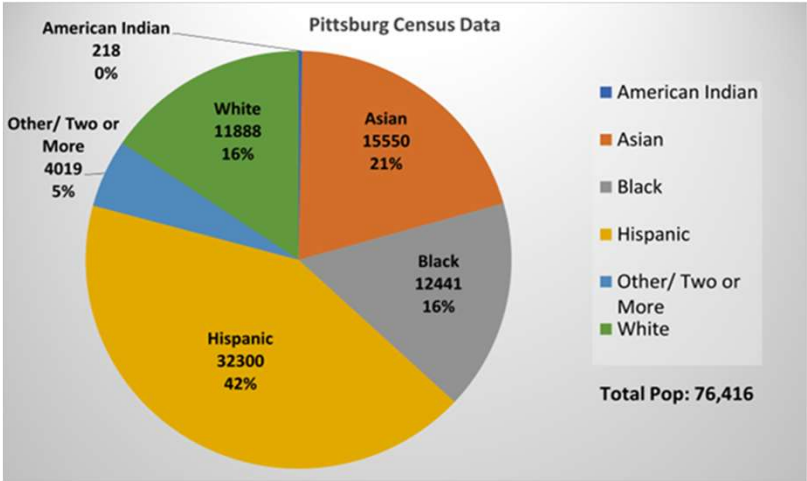
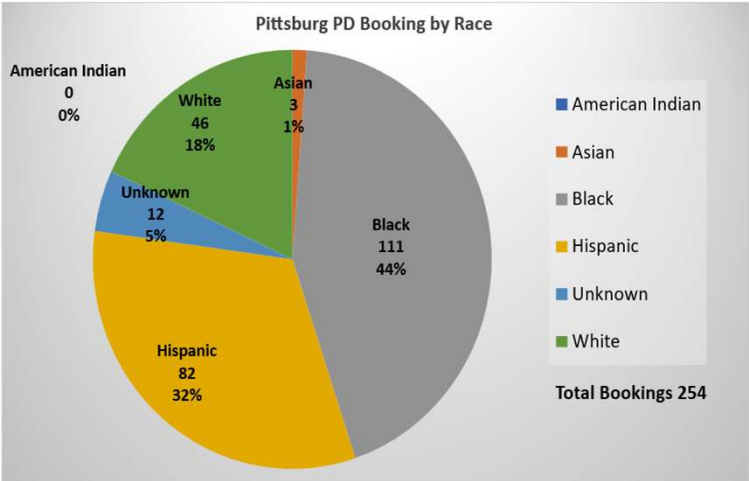
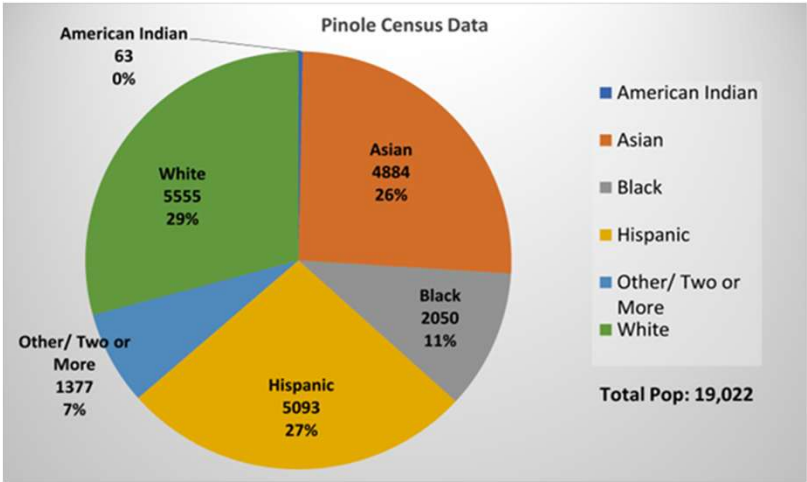
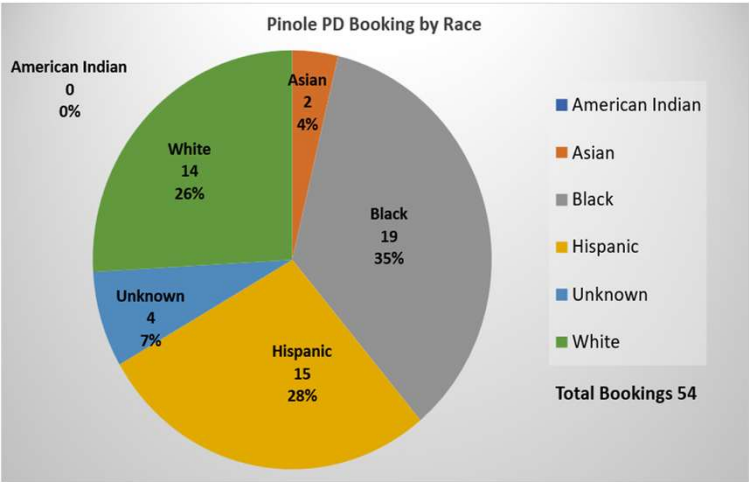
Persons Arrested/Booked & Census Data



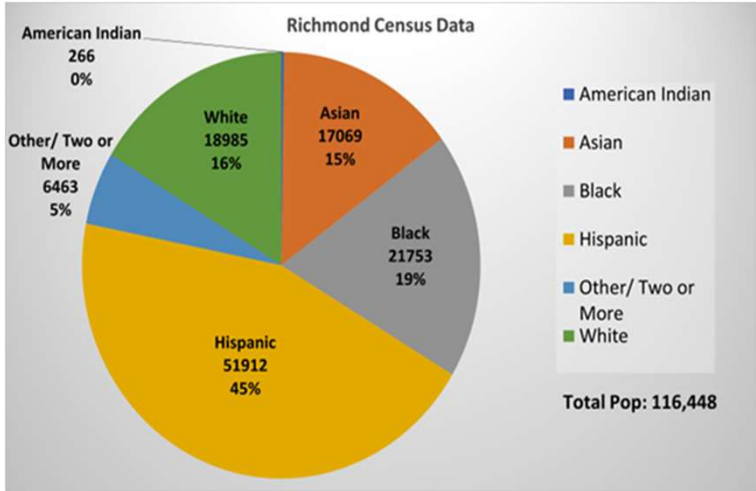
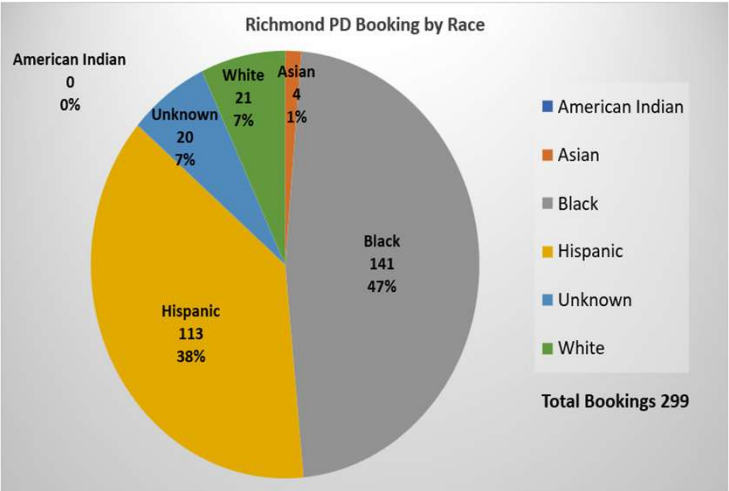
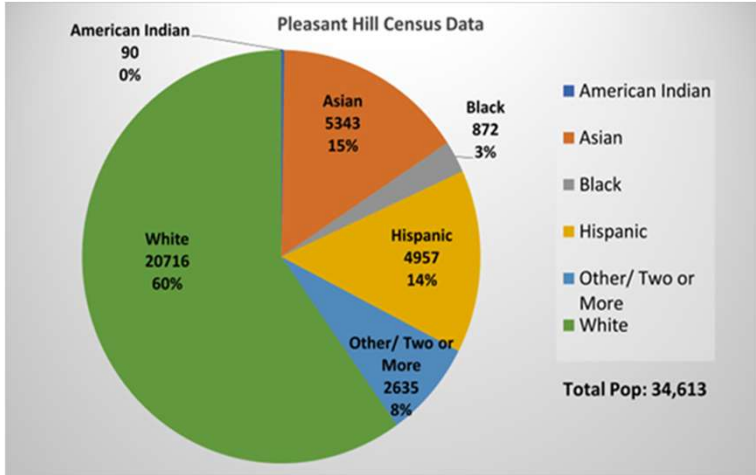
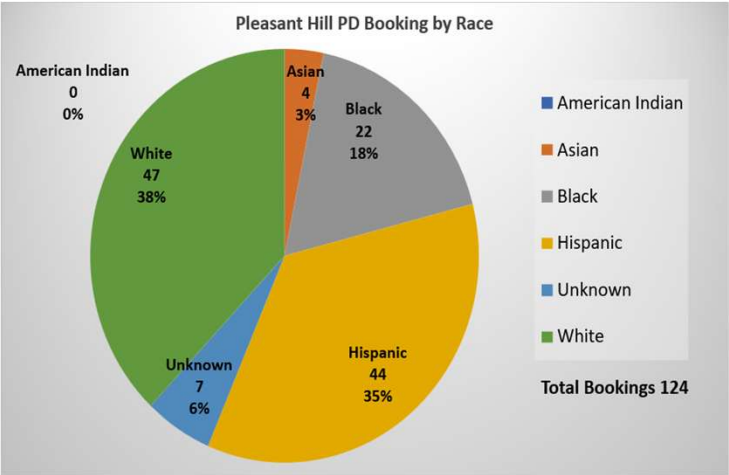
Persons Arrested/Booked & Census Data



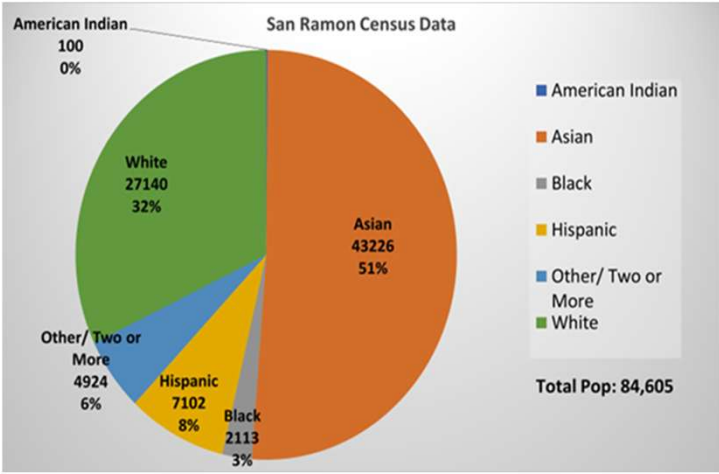
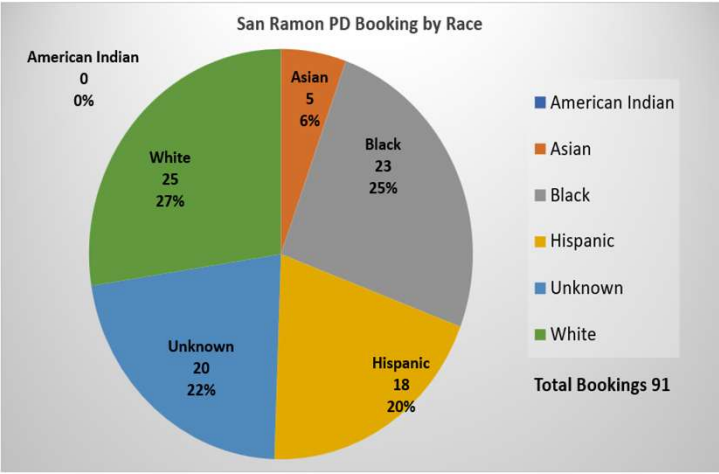
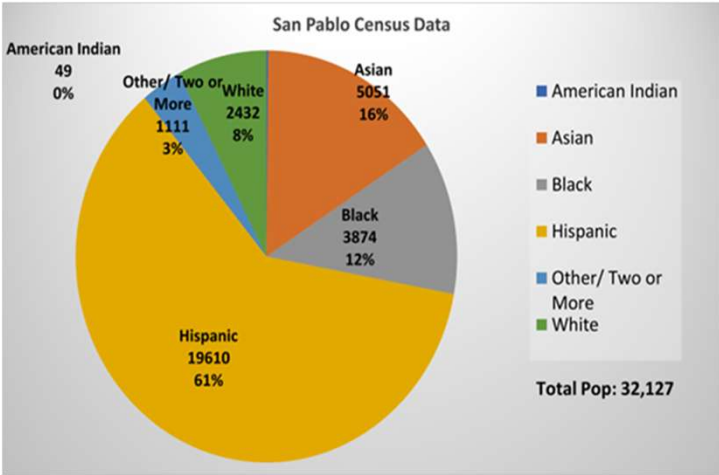
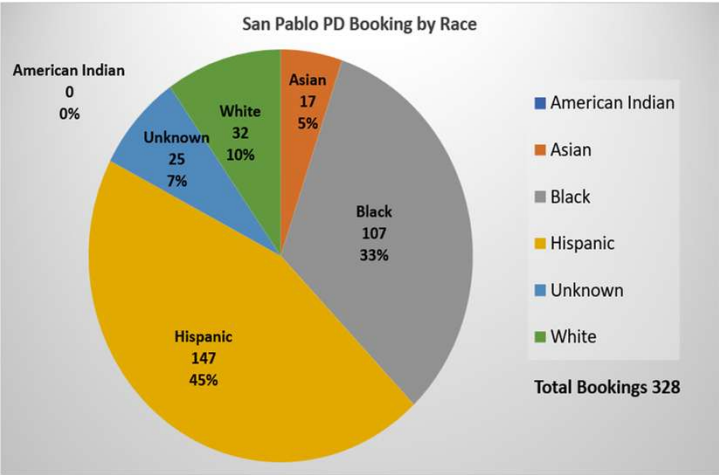
Persons Arrested/Booked & Census Data



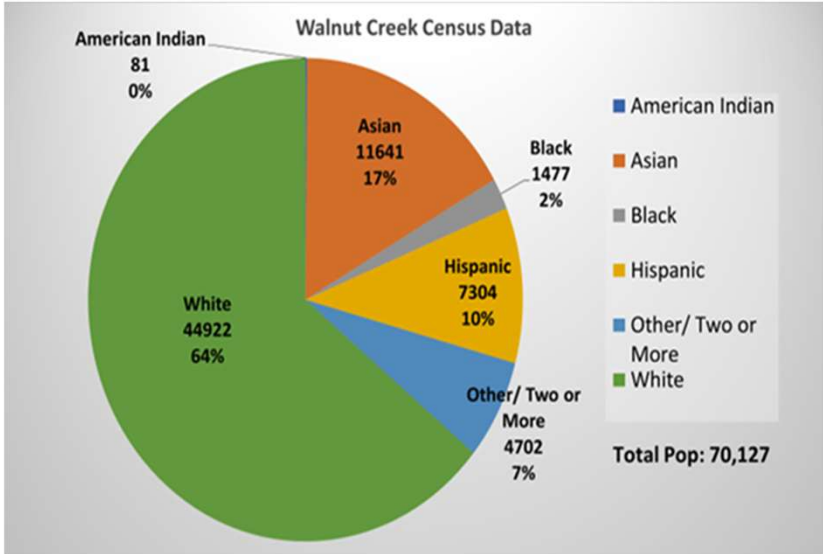
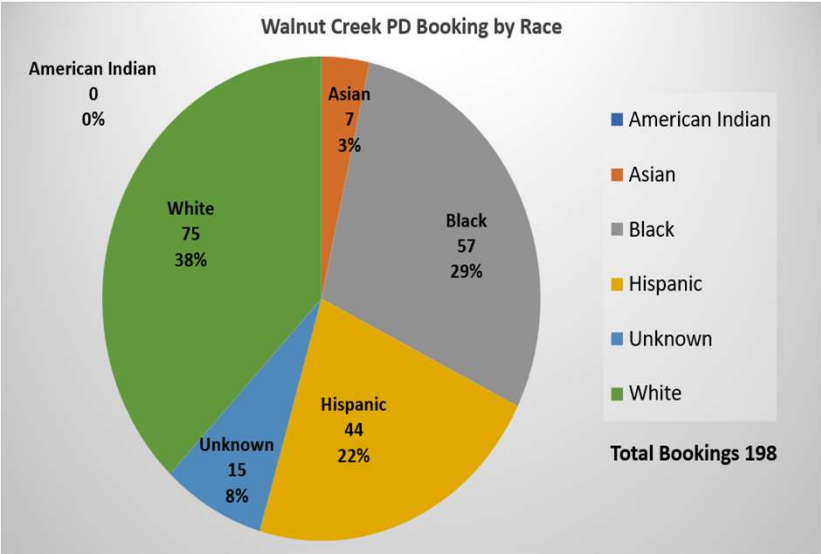
Persons Arrested/Booked & Census Data



Persons Arrested/Booked & Census Data

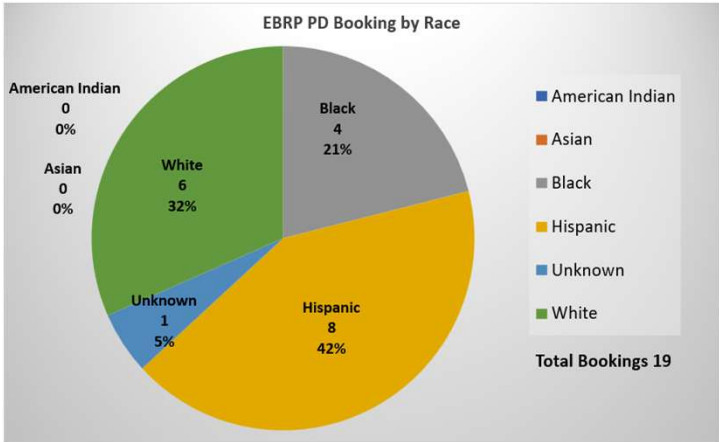
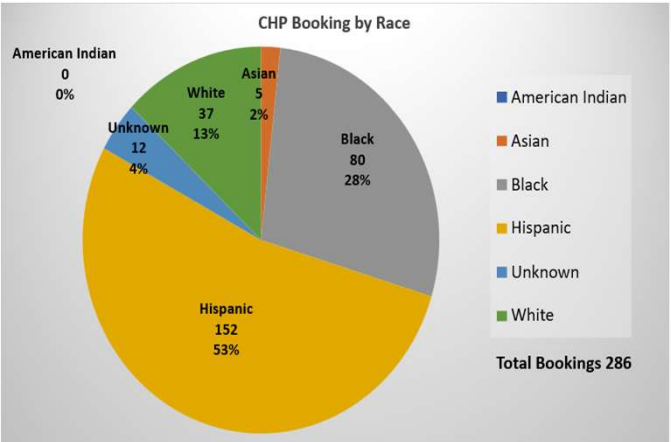
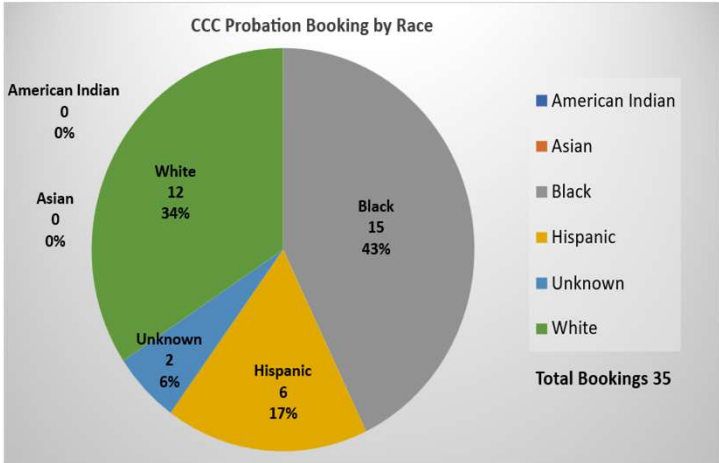
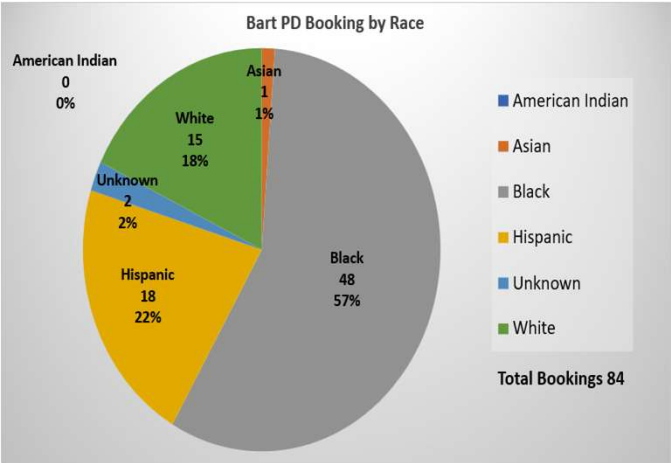


Persons Arrested/Booked & Census Data



Agencies with less than 10 arrests are not listed in the pie charts

Persons Arrested/Booked & Census Data



These agencies do not have corresponding census data

Custody Services Bureau

Total Number of Bookings by Agency

Agency	January to March 2025	April to June 2025	July to Sept 2025	Oct to Dec 2025	2025
Office of the Sheriff	606	747	834	698	2,885
Office of the Sheriff – CAF	517	565	510	484	2,076
Antioch PD	295	325	361	309	1,290
BART PD	92	122	91	84	389
Brentwood PD	228	198	213	181	820
CHP Martinez	240	240	269	252	1,001
Clayton PD	14	12	2	9	37
Concord PD	386	406	357	325	1,474
Danville PD	35	33	58	49	175
East Bay Regional Park Police	18	14	25	19	76
El Cerrito PD	74	77	88	90	329
Hercules PD	66	58	61	62	247
Kensington PD	7	9	3	4	23

Custody Services Bureau

Total Number of Bookings by Agency

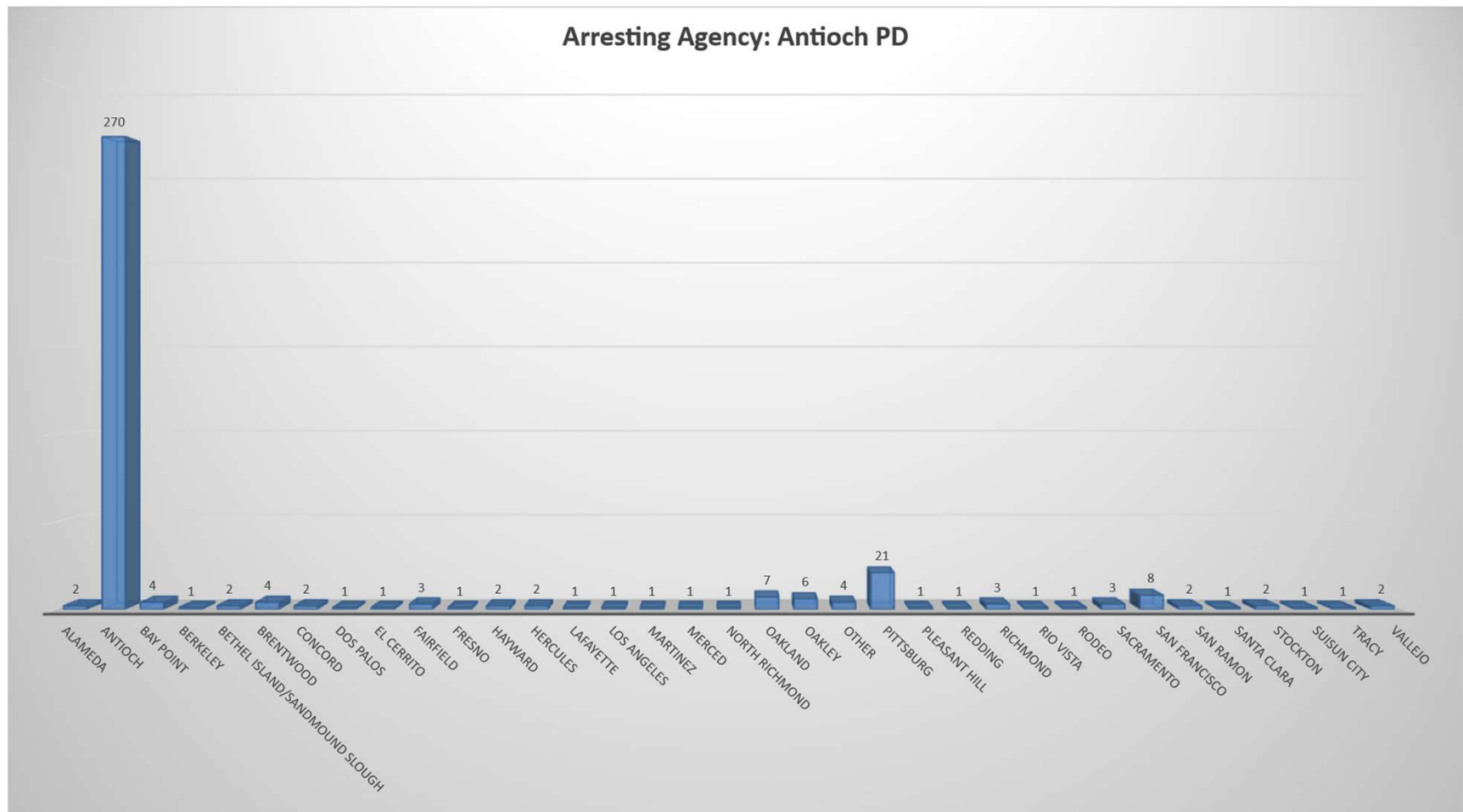
Agency	January to March 2025	April to June 2025	July to Sept 2025	Oct to Dec 2025	2025
Lafayette PD	50	54	62	34	200
Martinez PD	101	115	107	97	420
Moraga PD	8	14	11	7	40
Oakley PD	101	84	86	88	359
Orinda PD	59	48	60	34	201
Pinole PD	59	59	52	54	224
Pittsburg PD	243	261	255	254	1,013
Pleasant Hill PD	126	110	126	124	486
Richmond PD	345	325	294	299	1,263
San Pablo PD	304	286	320	328	1,238
San Ramon PD	103	91	103	91	388
Walnut Creek PD	236	209	208	198	851

Custody Services Bureau

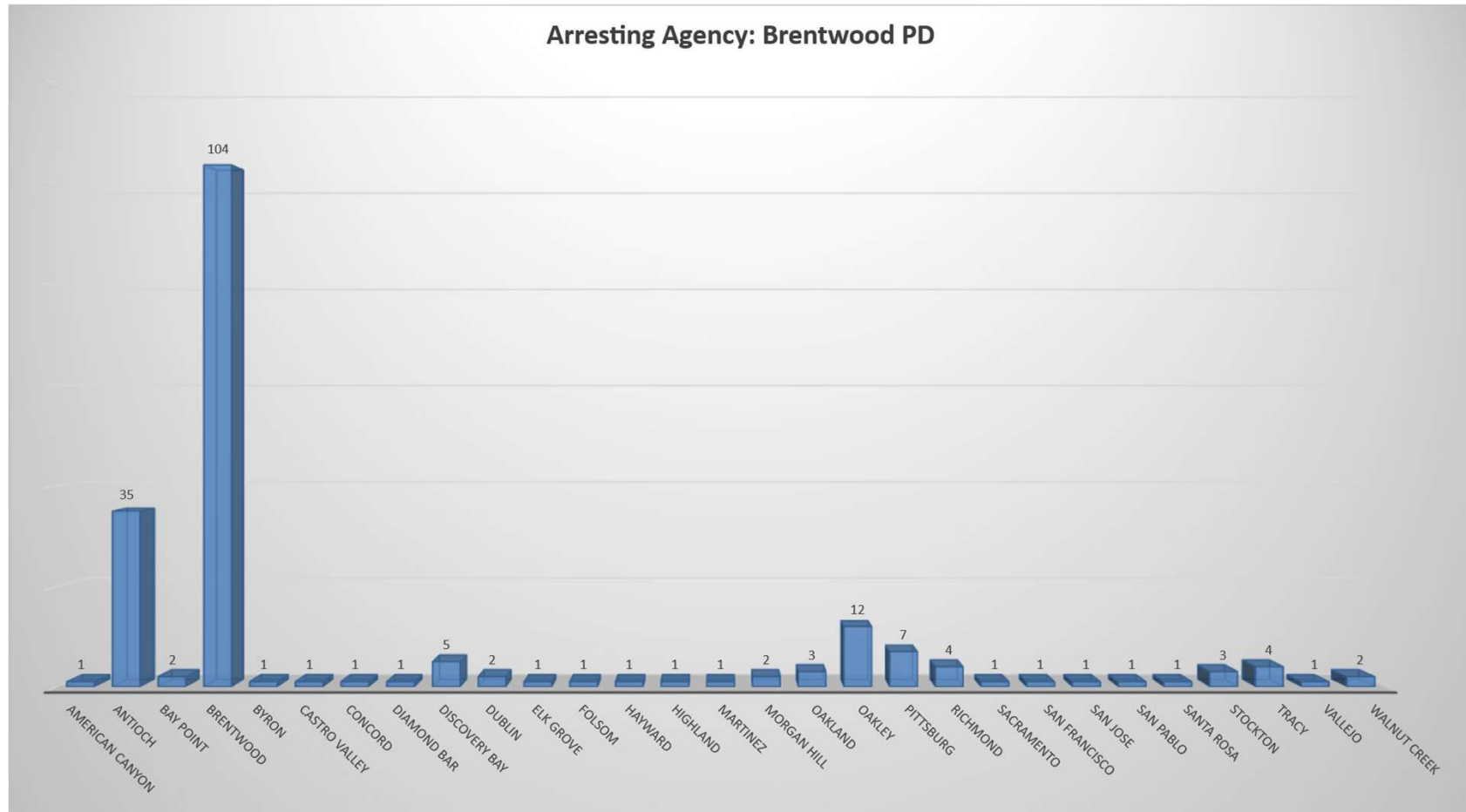
Total Number of Bookings by Agency

Agency	January to March 2025	April to June 2025	July to Sept 2025	Oct to Dec 2025	2025
Amtrak Police	2	2	2	1	7
CCC College Police	6	2	2	2	12
Contra Costa DA	0	2	0	0	2
Contra Costa Probation	27	29	25	35	116
CHP Oakland and Solano	45	34	48	34	161
Fire Inspector	3	2	2	0	7
Other (Non-county)	8	10	7	20	45
State Agencies (Other)	2	5	2	6	15
State Parole	12	16	13	19	60
US Marshal	19	12	5	13	49
Total	4,437	4,576	4,662	4,304	17,979

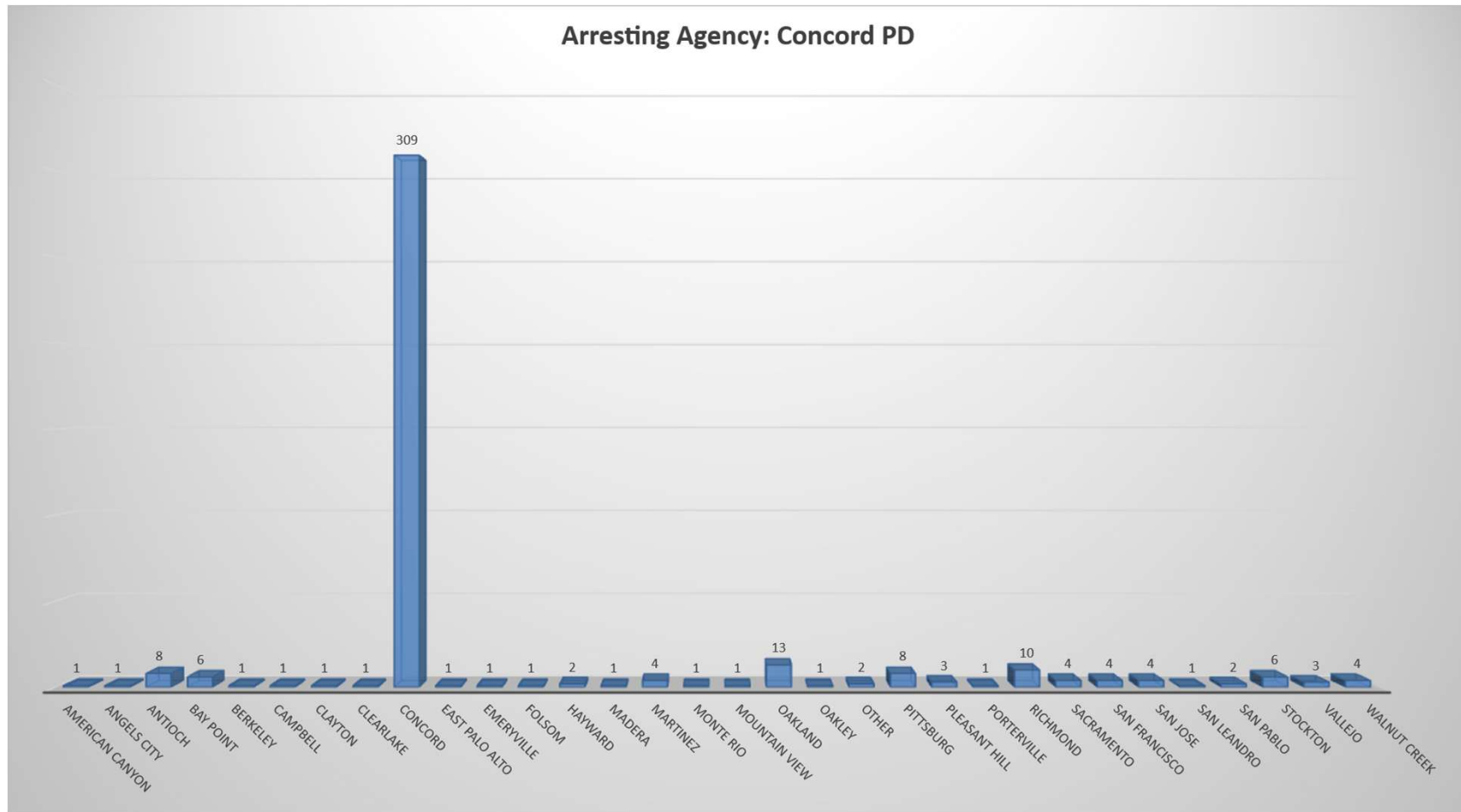
Arrest Data by City of Residence



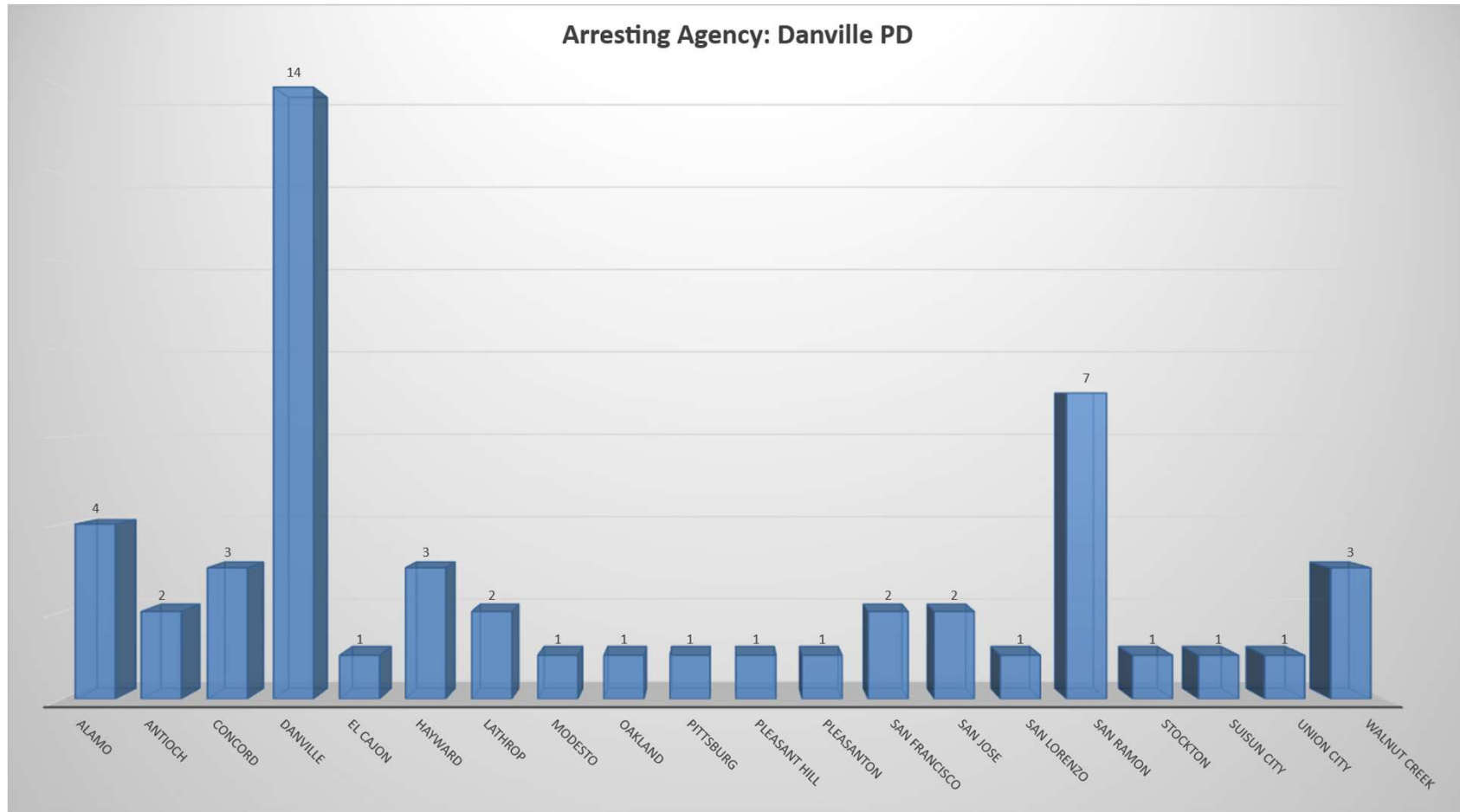
Arrest Data by City of Residence



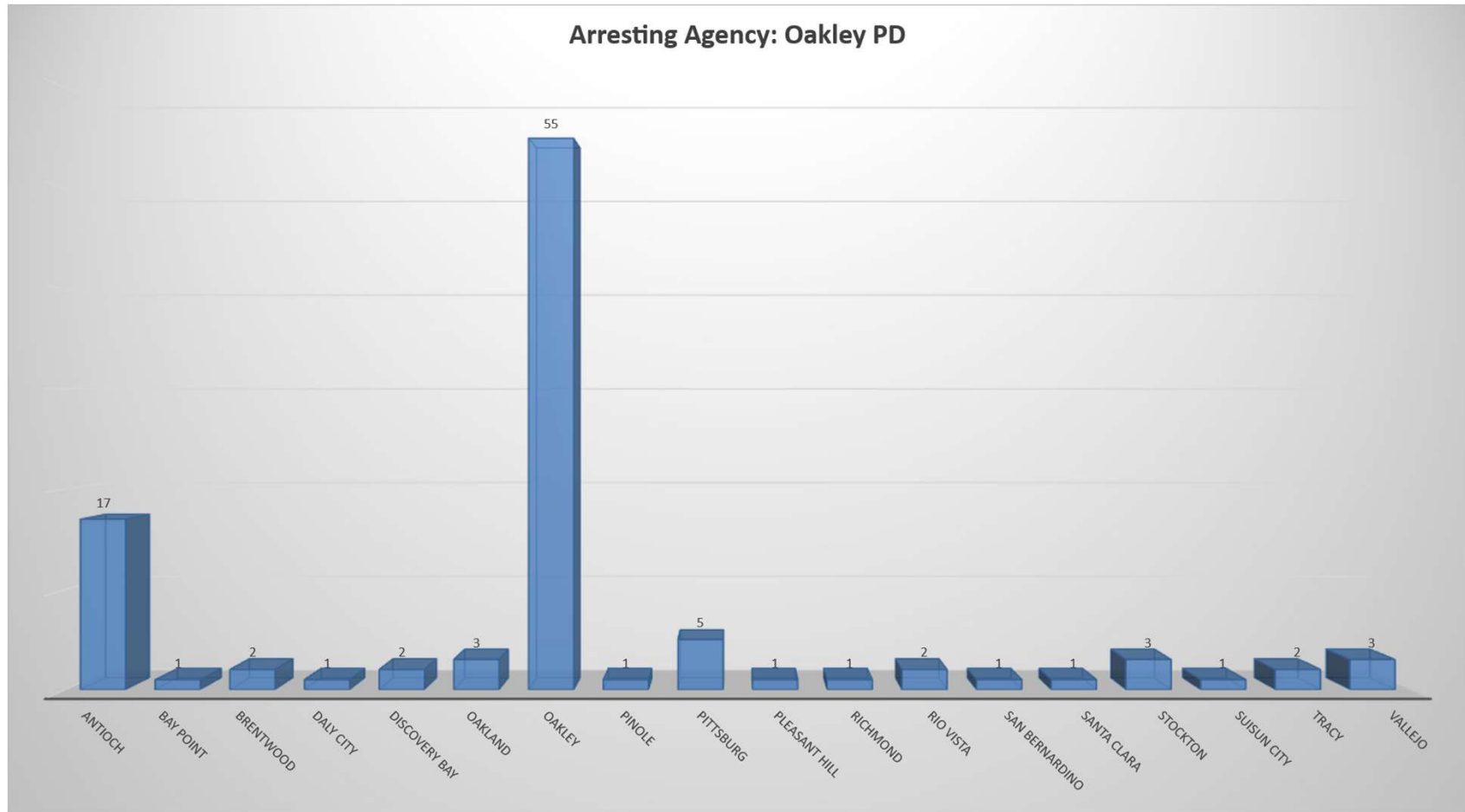
Arrest Data by City of Residence



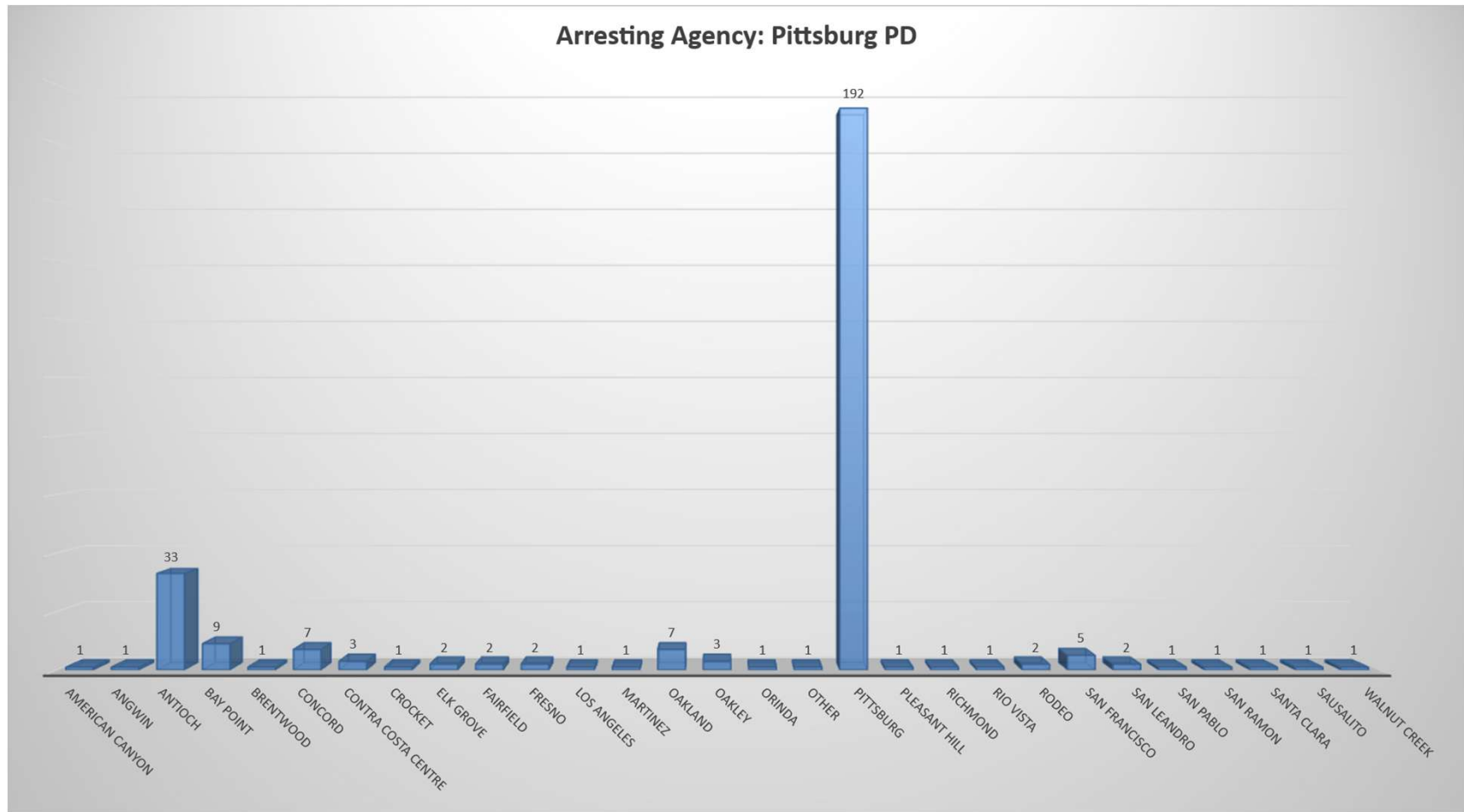
Arrest Data by City of Residence



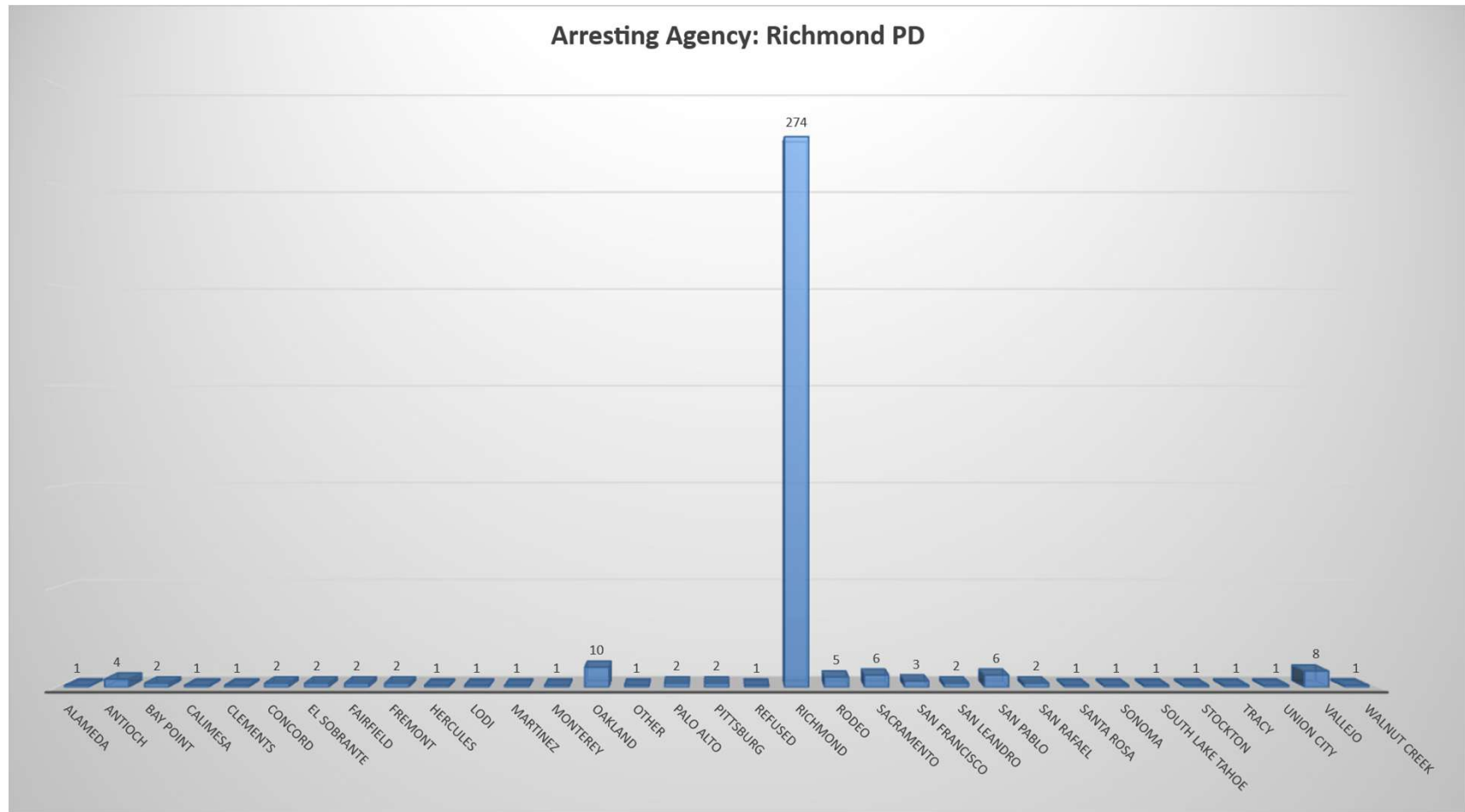
Arrest Data by City of Residence



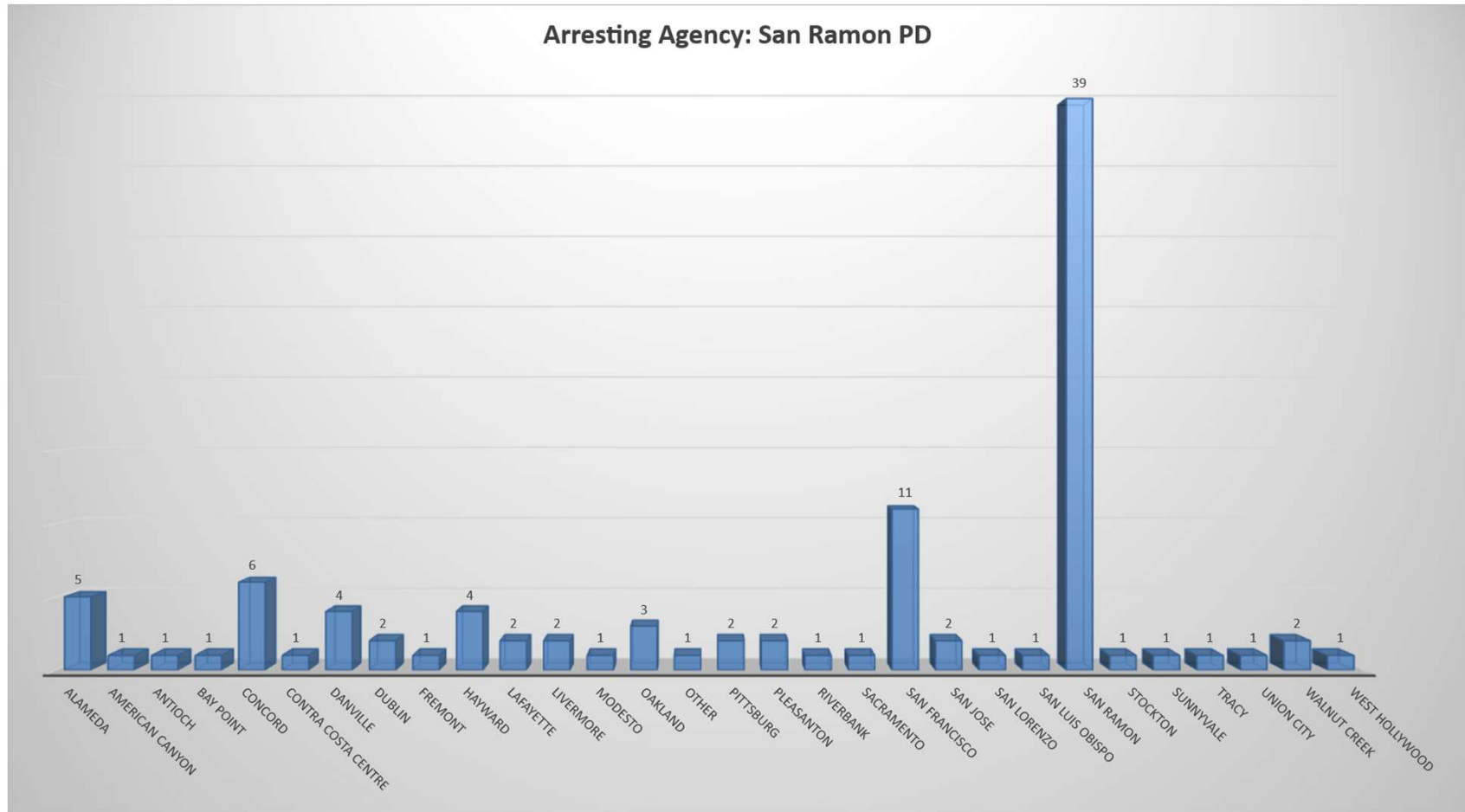
Arrest Data by City of Residence



Arrest Data by City of Residence



Arrest Data by City of Residence



Arrest Data by City of Residence

